

Mobile Crane Grue mobile

LTM 1400-7.1

Technical Data Caractéristiques techniques



LIEBHERR

Table of content

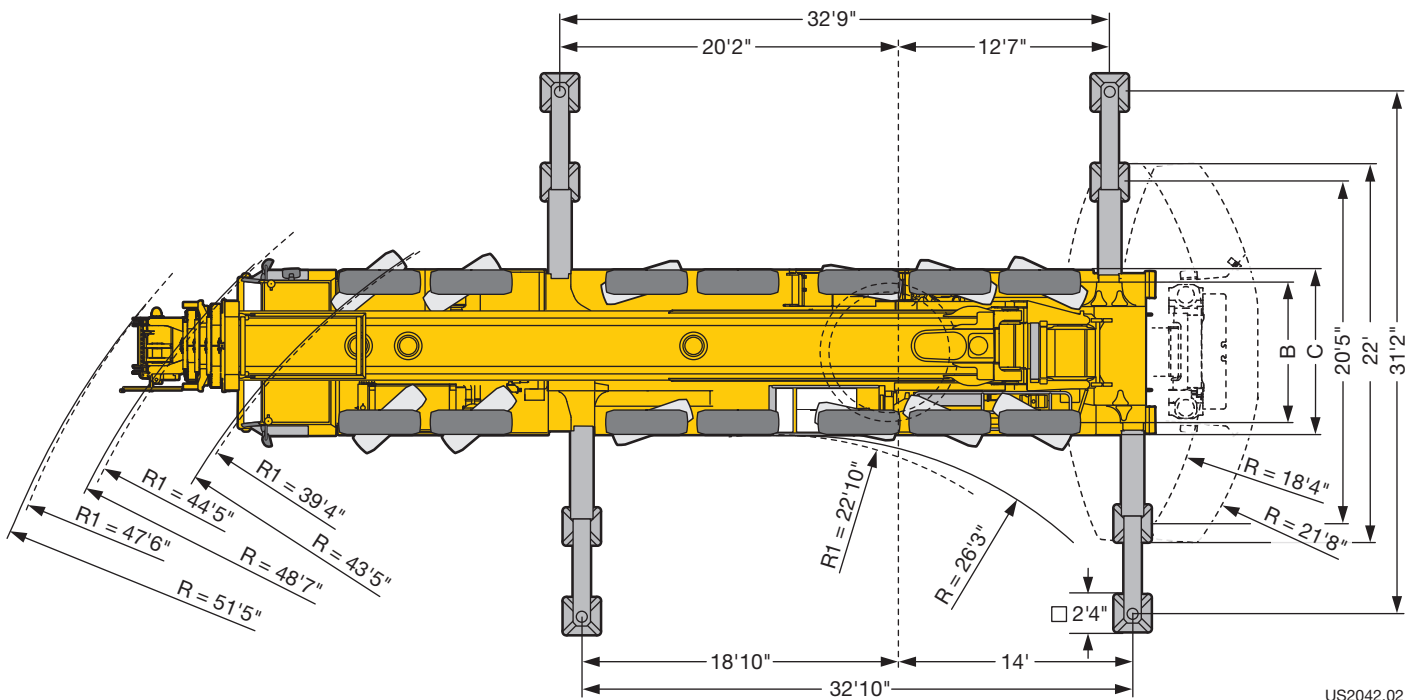
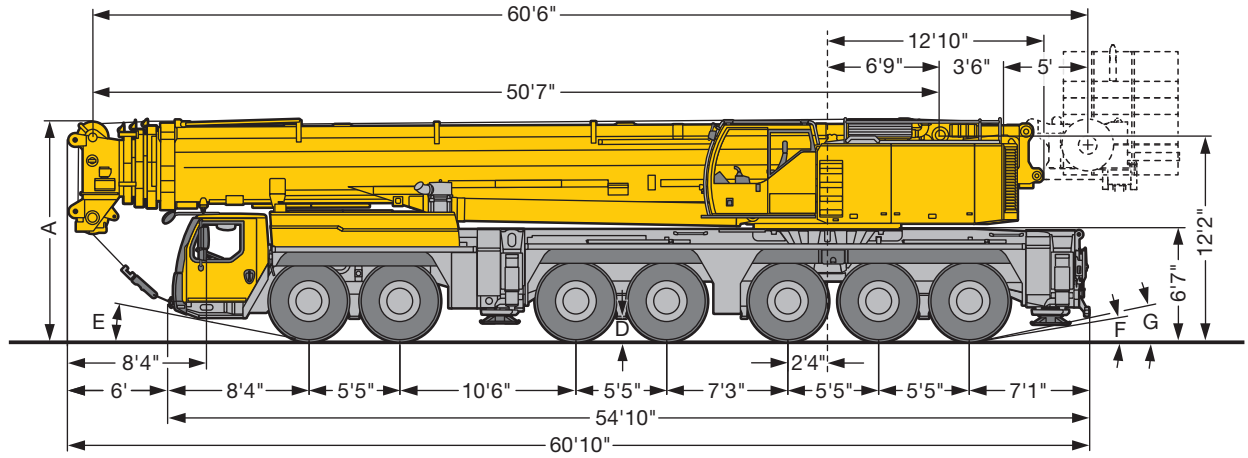
Tables des matières

Technical Data

Caractéristiques technique

Dimensions · Encombrement	3
Boom/jib combinations · Configurations de flèche	4 – 7
Weights, Working speeds · Poids, Vitesses	8
T	9 – 11
TY	12 – 14
TF	15 – 23
TYSF	24 – 30
TN	31 – 39
TYSN	40 – 51
Equipment · Equipement	52 – 53
Description of symbols · Explication des symboles	54
Remarks · Remarques	55

Dimensions Encombrement



US2042.02


R₁ = All-wheel steering · Direction toutes roues

	Dimensions / Encombrement							
	A	A 6"/4"*	B	C	D	E	F	G
445/95 R 25 (16.00 R 25)	13'1"	12'10"	8'4"	9'10"	1'4"	12°	10°	11°
525/80 R 25 (20.5 R 25)	13'1"	12'10"	8'5"	10'2"	1'4"	12°	10°	11°


* lowered · abaissé

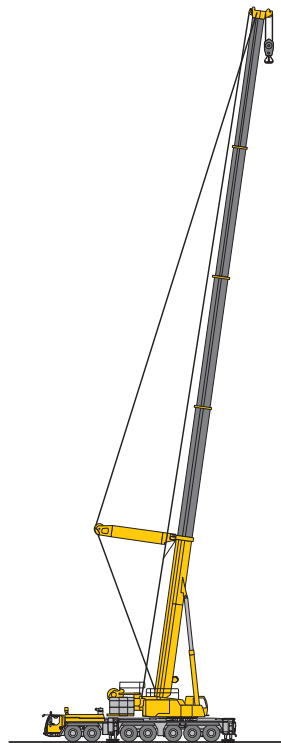
Boom/jib combinations Configurations de flèche

- T** Telescopic boom · Flèche télescopique
- Y** Y-shaped guying system · Haubanage Y
- F** Fixed lattice jib · Fléchette treillis fixe
- S** Spacer · Haubanage
- N** Luffing fly jib · Fléchette treillis à volée variable



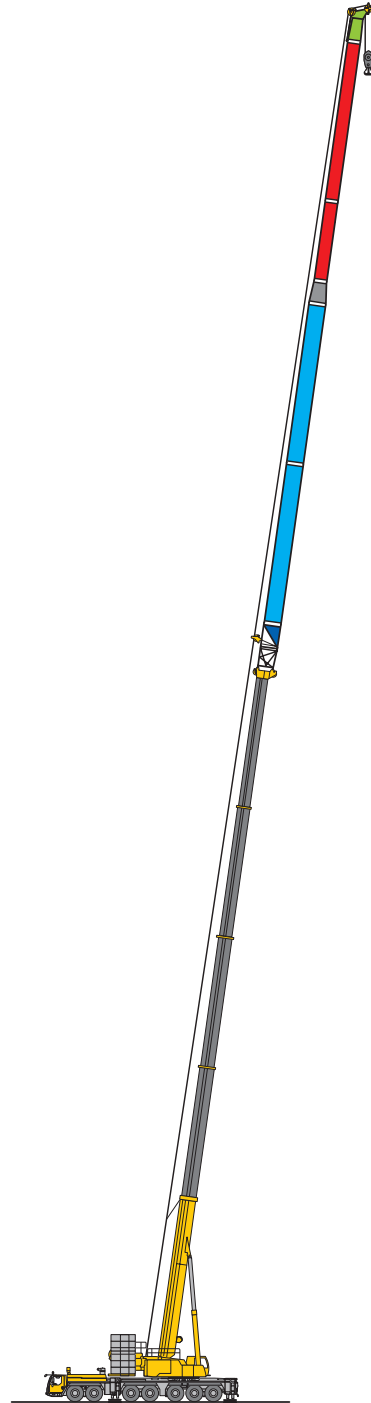
T

 9 – 11



TY

 12 – 14



TF

 15 – 23

S2850.01

Boom/jib combinations Configurations de flèche




TYSF

TN

TYSN

S2850.01

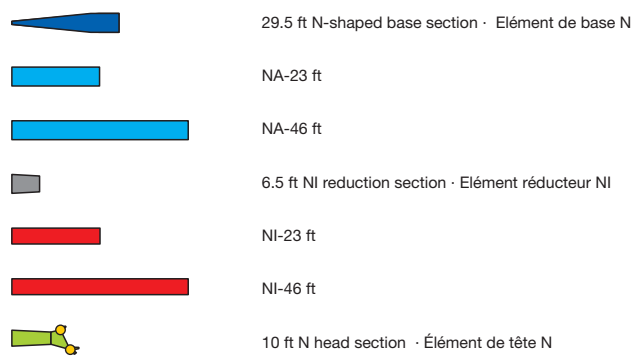
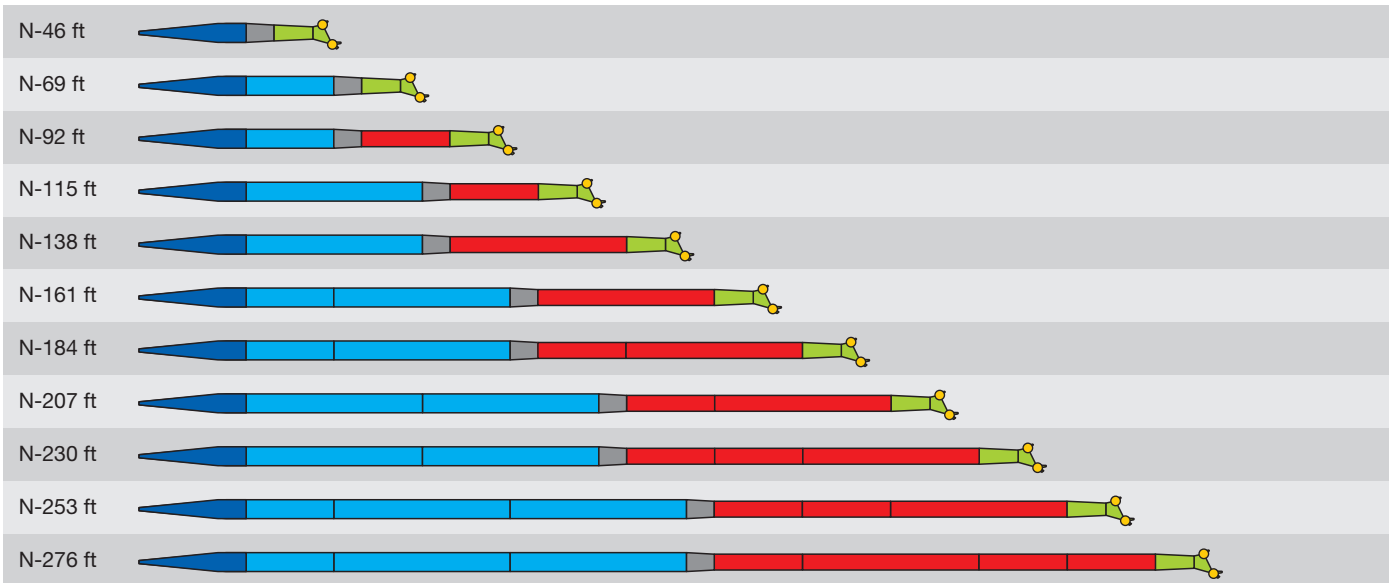
 24 – 30

 31 – 39

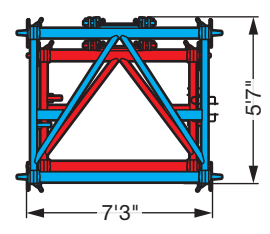
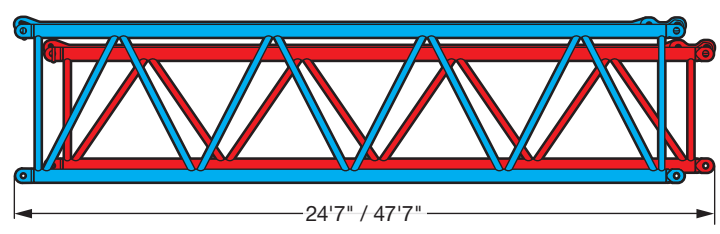
 40 – 51

Boom/jib combinations - Luffing fly jib

Configurations de flèche - Fléchette à volée variable

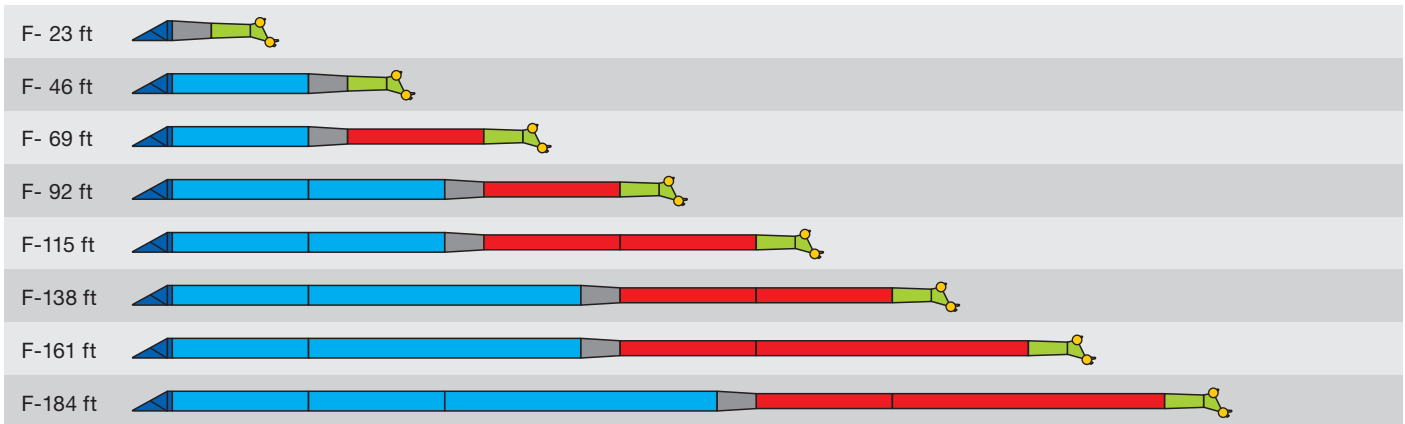









US2846.01



US2845

Boom/jib combinations - Fixed fly jib Configurations de flèche - Fléchette fixe



-  6.5 ft TF-adaptateur · TF-adaptateur
-  NA-23 ft
-  NA-46 ft
-  6.5 ft NI reduction section · Élément réducteur NI
-  NI-23 ft
-  NI-46 ft
-  10 ft N head section · Élément de tête N

US2861

Weights Poids









Axle Essieu	1	2	3	4	5	6	7	Total weight lbs Poids total lbs
lbs	26400	26400	26400	26400	26400	26400	26400	184800 lbs









Load kips Forces de levage kips	No. of sheaves Poulies	No. of lines Brins	Weight lbs Poids lbs
525.5	11	22	8150
443	9	18	7270
376	7	14	5950
285	5	10	5065
187	3	6	3965
82	1	3	3085
28	–	1	1320

Working speeds Vitesses




	 min.	 max.	 %	 
445/95 R 25 (16.00 R 25) 525/80 R 25 (20.5 R 25)	3.5	50	39.7 %	12 / R2



Drive Mécanismes	infinitely variable en continu	Rope diameter / Rope length Diamètre du câble / Longueur du câble	Max. single line pull Effort au brin maxi.
	0 – 426 ft/min single line ft/min au brin simple	0.98" / 1542 ft	28415 lbs
	0 – 426 ft/min single line ft/min au brin simple	0.98" / 1542 ft	28415 lbs
	0 – 492 ft/min single line ft/min au brin simple	0.98" / 2542 ft	28415 lbs
	0 – 1.5 rpm		
	approx. 70 seconds to reach 82° boom angle env. 70 s jusqu'à 82°		
	approx. 360 seconds for boom extension from 51 ft – 197 ft env. 360 s pour passer de 51 ft – 197 ft		

Lifting capacities Forces de levage

T




ft	Lifting Capacity (lbs)										ft	
	51 ft	67 ft	84 ft	101 ft	118 ft	135 ft	152 ft	169 ft	186 ft	197 ft		
9	970										9	
10	940										10	
11	748	529	445								11	
13	539	529	445	445							13	
14	529	519	445	445	379						14	
17	517	474	443	440	379	318					17	
20	470	428	428	415	377	316	225				20	
26	398	357	357	354	334	277	210	177			26	
28	374	337	336	334	320	266	202	172	143		28	
34	308	289	288	290	282	236	178	156	134	114	34	
38	275	261	260	262	259	219	164	146	126	109	94	38
45			224	222	224	194	144	130	115	100	88.5	45
50			202	199	201	180	135	119	107	95	83.5	50
55			184	180	182	167	127	110	99.5	90	79	55
60				166	165	156	120	102	93	84.5	75	60
65				152	150	146	114	94	86.5	79.5	71.5	65
70				140	138	138	108	87.5	81	75	67.5	70
75					127	129	103	81.5	76	70.5	64	75
80					117	119	97.5	76.5	71.5	66.5	60.5	80
90					101	103	88.5	69.5	63	59.5	54.6	90
97						93.5	83	65.5	57.6	55.1	50.8	97
104						85.5	79	61.5	53.2	51	47.1	104
111							75	57.7	49.3	47.5	43.7	111
120							70.5	54.4	45.2	43.3	40.1	120
130								51.1	41.7	39.1	36.6	130
140								46.5	38.9	35.3	33.3	140
148									36.8	33	30.8	148
156									34.8	30.8	28.8	156
163										29	27.3	163
170										27.2	25.8	170
175										26	24.8	175
180											23.8	180
185											22.3	185
190											19.4	190

* over rear · en arriere


TAB 146425 / 146426 / 146427 / 146823 / 146824 / 146428 / 146429 / 146430

Lifting capacities Forces de levage


T



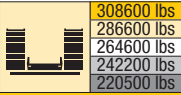
51 - 197 ft



360°



18.4 ft



308600 lbs
286600 lbs
264600 lbs
242200 lbs
220500 lbs

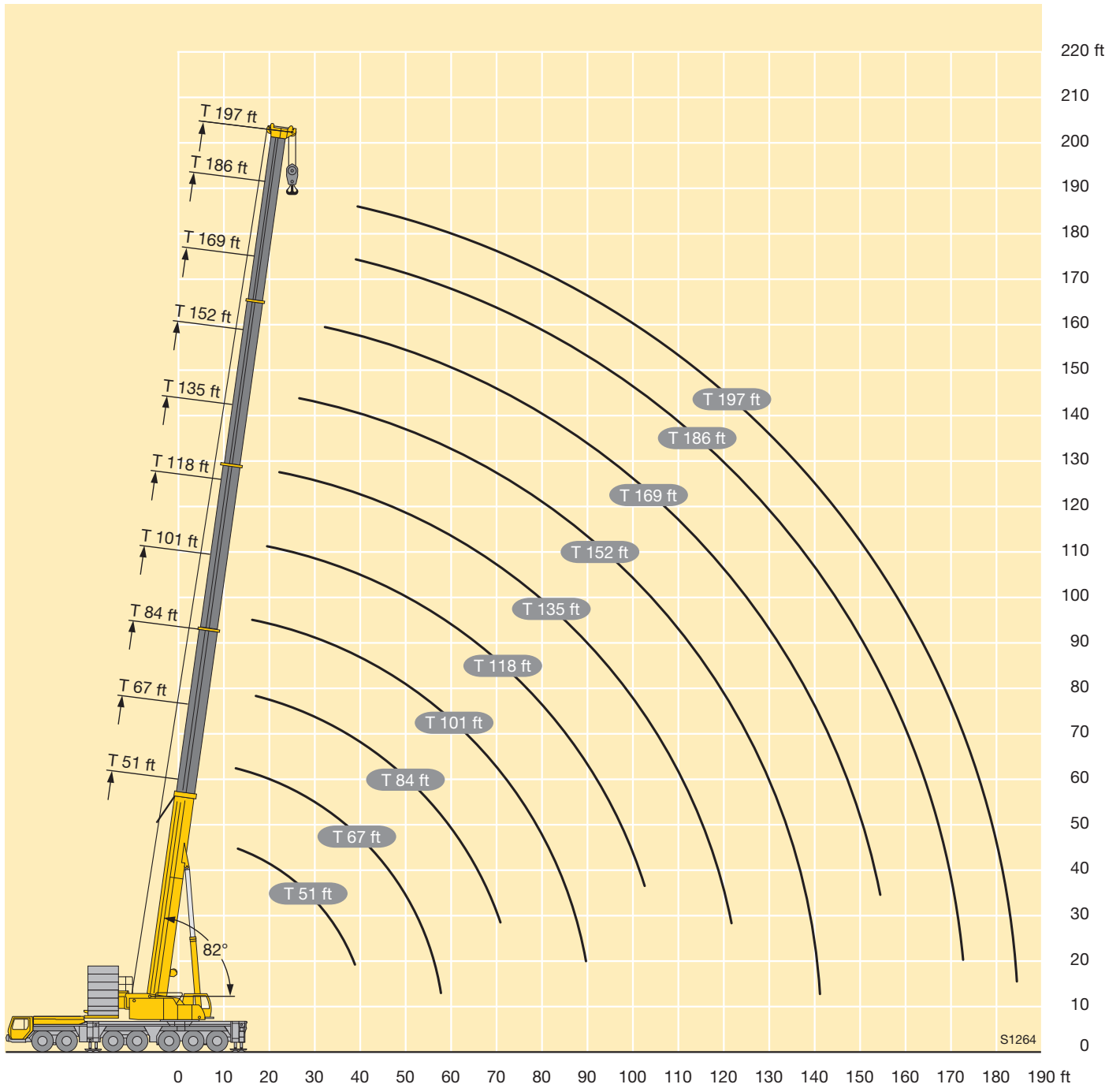
85%

	51 ft	67 ft	84 ft	101 ft	118 ft	135 ft	152 ft	169 ft	186 ft	197 ft	
9	529										9
11	529	445									11
13	517	445	445								13
14	502	445	445	379							14
17	452	439	439	379	318						17
20	408	408	406	377	316	225					20
23	371	371	369	359	295	224					23
26	339	339	337	334	277	210	177				26
28	320	320	318	318	266	202	172	143			28
31	294	293	292	293	250	189	163	140	115		31
34	271	271	269	271	236	178	156	134	114		34
38	245	244	242	244	219	164	146	126	109	94	38
45		208	206	206	194	144	130	115	100	88.5	45
50		187	186	185	180	135	119	107	95	83.5	50
55		169	168	166	166	127	110	99.5	90	79	55
60			152	150	153	120	102	93	84.5	75	60
65			138	136	139	114	94	86.5	79.5	71.5	65
70			127	125	128	108	87.5	81	75	67.5	70
75				115	117	103	81.5	76	70.5	64	75
80				109	108	97.5	76.5	71.5	66.5	60.5	80
90				95.5	93	88.5	69.5	63	59.5	54.6	90
97					84	83	65.5	57.6	55.1	50.8	97
104					76.5	78.5	61.5	53.2	51	47.1	104
111						72	57.7	49.3	47.5	43.7	111
120						65	54.4	45.2	43.3	40.1	120
130							51.1	41.7	39.1	36.6	130
140							46.5	38.9	35.3	33.3	140
148								36.8	33	30.8	148
156								34.8	30.8	28.8	156
163									29	27.3	163
170									27.2	25.8	170
175									26	24.8	175
180										23.8	180
185										22.3	185
190										19.4	190

TAB 146511 / 146512 / 146431 / 146432 / 146433

Lifting heights Hauteurs de levage

T



Lifting capacities Forces de levage

TY

ft	101 ft	118 ft	135 ft	152 ft	169 ft	186 ft	197 ft	ft
16	416							16
17	413							17
18	408	361						18
20	396	360						20
22	374	351	320					22
24	359	339	313					24
26	342	324	301					26
28	327	311	290	252				28
30	312	300	280	250				30
32	297	288	270	242	211			32
34	285	278	261	234	207			34
36	272	268	253	227	201			36
38	259	259	245	220	195	166	152	38
40	249	249	237	213	190	164	151	40
45	223	222	218	195	178	154	142	45
50	200	202	200	181	167	146	135	50
55	180	184	182	169	157	137	128	55
60	163	167	166	158	147	130	121	60
65	148	152	153	148	137	123	115	65
70	138	140	141	138	127	116	109	70
75	128	129	130	129	120	110	104	75
80	118	118	119	119	114	104	98.5	80
85	108	109	110	110	108	98.5	93.5	85
90	99	102	103	103	102	94	89	90
95		94.5	95.5	95.5	95	89.5	85	95
100		88	89	89	88.5	85.5	81.5	100
105			83	83	82.5	81.5	78	105
110			78	78	77.5	76	74.5	110
115			73	73	72.5	71.5	71	115
120			68.5	68.5	68	67	67	120
125				64.5	64	62.5	63	125
130				60.5	60	58.9	59.1	130
135				57.1	56.6	55.4	55.6	135
140				48.3	53.3	52.2	52.4	140
145					50.3	49.1	49.4	145
150					47.6	46.3	46.6	150
155					44.6	43.7	44	155
160						41.3	41.5	160
165						39	39.2	165
170						36.8	37.1	170
175						28.3	35.1	175
180							33.2	180

TAB 146434 / 146435 / 146436 / 146437 / 146438

Lifting capacities Forces de levage

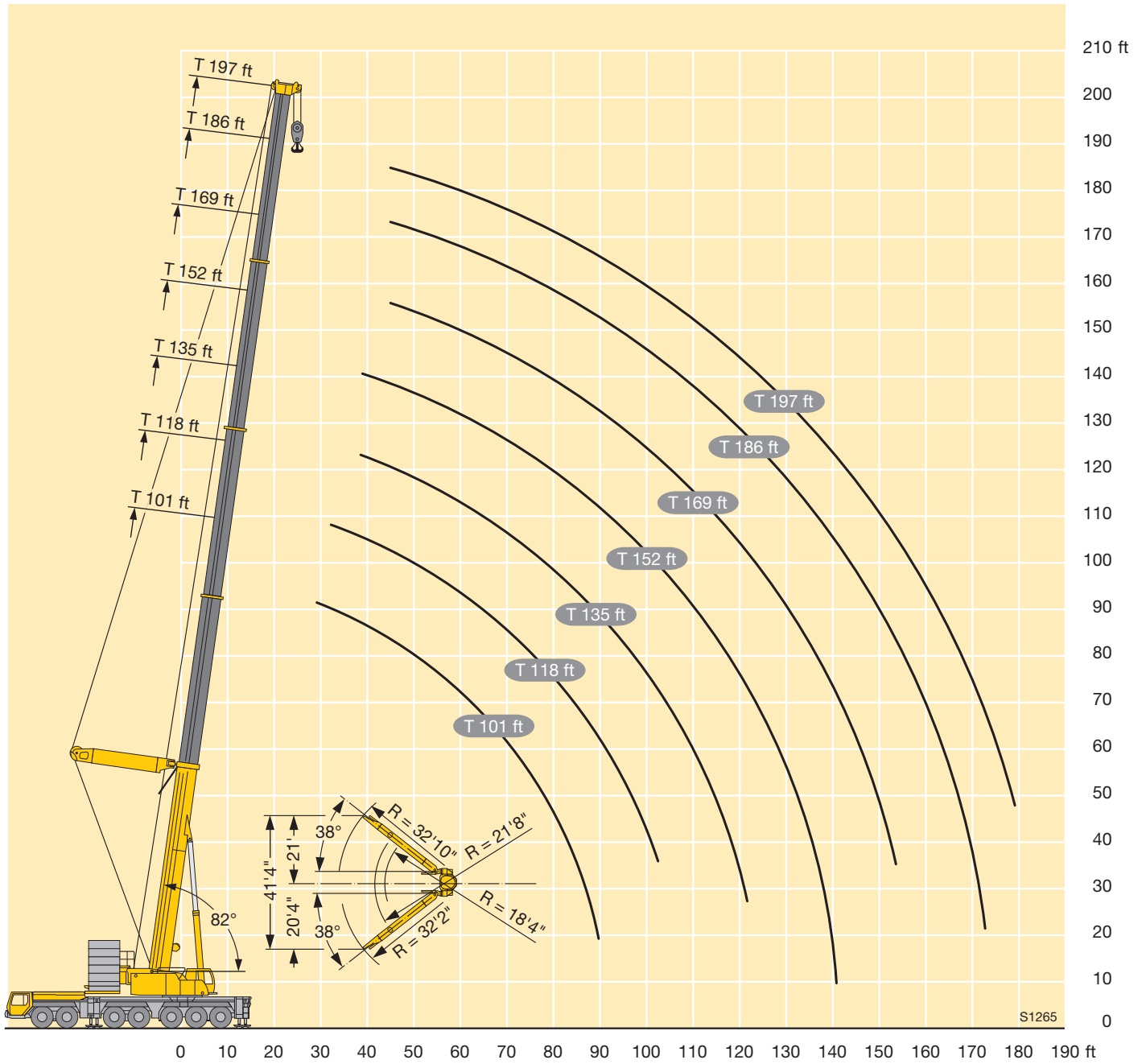
TY

		101 - 197 ft		38°		360°		18.4 ft		308600 lbs 286600 lbs 264600 lbs 242200 lbs 220500 lbs		85%			
ft		101 ft	118 ft	135 ft	152 ft	169 ft	186 ft	197 ft	ft						
16	416								16						
17	413								17						
18	408	361							18						
20	396	360							20						
22	374	351	320						22						
24	357	339	313						24						
26	337	324	301						26						
28	319	311	290	252					28						
30	301	299	280	250					30						
32	285	285	270	242	211				32						
34	270	272	260	234	207				34						
36	257	259	250	227	201				36						
38	244	246	240	220	195	166		152	38						
40	231	234	230	213	190	164		151	40						
45	205	209	206	195	178	154		142	45						
50	184	188	187	181	167	146		135	50						
55	165	169	170	167	157	137		128	55						
60	152	153	154	153	146	130		121	60						
65	139	139	140	140	135	123		115	65						
70	127	127	128	128	126	116		109	70						
75	116	117	118	118	117	110		104	75						
80	106	107	108	108	108	104		98.5	80						
85	98	99	100	100	99.5	98		93.5	85						
90	90.5	91.5	92.5	92.5	92	91		89	90						
95		85	86	86	85.5	84.5		84	95						
100		79	80	80	79.5	78.5		78.5	100						
105			74.5	74.5	74	72.5		73	105						
110			69.5	69.5	69	68		68	110						
115			65	65	64.5	63.5		63.5	115						
120			61	61	60	59.1		59.4	120						
125				56.9	56.4	55.3		55.5	125						
130				53.4	52.9	51.8		52.1	130						
135				50.2	49.7	48.6		48.8	135						
140				43.9	46.7	45.6		45.8	140						
145					44	42.8		43	145						
150					41.4	40.2		40.4	150						
155					39.1	37.8		38	155						
160						35.5		35.8	160						
165						33.4		33.6	165						
170						31.4		31.6	170						
175						26.5		29.7	175						
180								28	180						

TAB 146439 / 146440 / 146441 / 146442 / 146443

Lifting heights Hauteurs de levage

TY



Lifting capacities Forces de levage

TF



85%

ft	51 ft + 8 ft*																								ft
	23 ft			46 ft			69 ft			92 ft			115 ft			138 ft			161 ft			184 ft			
	0°	20°	40°	0°	20°	40°	0°	20°	40°	0°	20°	40°	0°	20°	40°	0°	20°	40°	0°	20°	40°	0°			
45	43.2																							45	
50	39.3																							50	
55	35.2	37	35.7	37.3			36.9																	55	
60	31.9	33.5	34.6	33.7	34.7		33.8			31.6			25.5			21.2			17.2				14.2	60	
65	28.9	30.2	33.8	30.3	33		31			29.4			24.2			20.1			16.2				12.7	65	
70	25.7	26.7		27.7	30.4		28.4			27.4			23			19			15.3				12.1	70	
75				25.5	27.8	27.8	26	29.6		25.4			21.9			18			14.5				11.4	75	
80				23.5	25.3	26.5	23.8	27.3		23.5	24.4		20.8	19		17.1			13.7				10.8	80	
85				21.7	23	23.9	21.8	24.9	26.9	21.7	23.4		19.9	18.2		16.2	14.4		13				10.2	85	
90				20	20.9	23.7	20.3	22.8	25.4	20	22.5		18.8	17.4		15.5	13.8		12.3	10.8			9.7	90	
95							18.9	20.9	23.3	18.3	21.3	19.6	17.6	16.7		14.8	13.2		11.7	10.5			9.2	95	
100							17.6	19.2	21	16.8	20	19.2	16.3	16	14.6	14.1	12.6		11.2	10			8.8	100	
105							16.3	17.7	18.9	15.6	18.5	18.9	15	15.4	14	13.5	12.1		10.7	9.5			8.3	105	
110							15.1	16.3	18.2	14.7	17	18.5	13.9	15	13.6	12.9	11.6		10.3	9.1			7.9	110	
115							13.9	14.8		13.8	15.7	17.6	13	14.5	13.3	12.4	11.1	10	9.8	8.8			7.5	115	
120										13	14.5	16.3	12.2	14.1	12.9	11.8	10.7	9.8	9.4	8.4			7.2	120	
125										12.1	13.4	14.9	11.5	13.5	12.6	11	10.4	9.5	9	8			6.8	125	
130										11.3	12.4	13.4	10.8	12.5	12.5	10.2	10.1	9.3	8.6	7.7			6.5	130	
135										10.5	11.3		10.1	11.6	12.4	9.6	9.8	9.1	8.3	7.4	6.6		6.1	135	
140													9.5	10.8	12	9	9.6	8.9	7.9	7.2	6.5		5.8	140	
145													8.9	10.1	11.4	8.5	9.3	8.7	7.6	7	6.3		5.5	145	
150													8.3	9.3	10.4	8	9.1	8.6	7.2	6.7	6.1		5.2	150	
155													7.7	8.6	10	7.5	8.8	8.5	6.7	6.5	5.9		4.9	155	
160													7.1	7.8		7	8.3	8.4	6.1	6.3	5.8		4.7	160	
165																6.5	7.6	8.3	5.6	6.1	5.7		4.3	165	
170																6.1	7	8.2	5.2	5.9	5.6		3.9	170	
175																5.6	6.4	7.4	4.7	5.8	5.5		3.5	175	
180																5.2	5.8		4.2	5.6	5.4		3	180	
185																			3.8	5.3	5.3		2.6	185	
190																			3.3	4.7	5.3		2.4	190	
195																			2.9	4.1	5.1		2.4	195	
200																			2.6	3.5	5		2.4	200	
205																			2.4	2.9			2.4	205	
210																							2.4	210	
215																							2.4	215	
220																							2.4	220	
225																							2.4	225	

* adapter · pièce d'adaptateur

TAB 146525 / 146527 / 146529

Lifting capacities Forces de levage

TF



85%

ft	152 ft + 8 ft*																								ft
	23 ft			46 ft			69 ft			92 ft			115 ft			138 ft			161 ft			184 ft			
	0°	20°	40°	0°	20°	40°	0°	20°	40°	0°	20°	40°	0°	20°	40°	0°	20°	40°	0°	20°	40°	0°			
38	95.5			79.5																				38	
40	95			79																				40	
45	89.5	60.5		75			60																	45	
50	84	58.1		71.5			58.5			44.4			34.6											50	
55	79	55.7	42.4	67.5	49.2		56.5			43.7			34.1			26.7								55	
60	74.5	53.5	41.4	64	47.2		54.3			42.4			33.1			26.5								60	
65	69.5	51.5	40.5	60.5	45.4	33.7	51.8			41.1			32.1			25.7			20					65	
70	65.5	49.7	39.8	57.5	43.7	33.1	49.7	41.1		39.6			30.9			24.9			19.4				14.8	70	
75	61.5	48	39.1	54.3	42.3	32.4	47.5	40.6		38.2			29.7			24.1			18.8					14.5	75
80	57.6	46.4	38.5	51.3	40.9	31.7	45.3	39.6		36.9			28.6			23.2			18.2					14	80
85	54.5	45.1	37.9	48.3	39.6	31.2	43.2	38.7	30.8	35.7	28.4		27.6			22.3			17.6					13.5	85
90	51.7	43.9	37.3	45.9	38.3	30.7	41	37.8	30.3	34.6	27.7		26.7			21.5			17					13	90
95	49	42.8	37	43.7	37.2	30.2	38.9	36.5	29.7	33.4	27		25.8	19.9		20.8			16.3					12.5	95
100	46.4	41.7	36.7	41.5	36.1	29.7	37	35	29.2	32.1	26.3	21	24.9	19.7		20			15.7					12	100
105	43.9	40.7	36.5	39.5	35.2	29.2	35.2	33.7	28.7	30.7	25.7	21	24.1	19.2		19.3			15.1					11.6	105
110	41.6	39.7	36.2	37.6	34.4	29	33.6	32.4	28.3	29.5	25.1	20.7	23.3	18.7		18.6	14		14.6					11.2	110
115	39.4	38.7	36	35.7	33.6	28.8	32.1	31.1	27.9	28.3	24.6	20.4	22.5	18.2		18	13.7		14					10.8	115
120	37.4	37.4	35.8	34	32.9	28.6	30.6	29.9	27.5	27.1	24	20.1	21.9	17.7	14.3	17.4	13.4		13.5	9.9				10.4	120
125	35.9	35.9	35.5	32.3	32.1	28.4	29.1	28.8	27.1	25.9	23.5	19.8	21.2	17.3	14.3	16.8	13		13	9.9				10	125
130	34.5	34.5	34.2	30.7	30.6	28.2	27.8	27.5	26.9	24.8	23.1	19.5	20.6	16.8	14	16.2	12.6		12.5	9.6				9.6	130
135	33.1	33.1	32.8	29.1	29.1	28	26.5	26.3	26.3	23.6	22.6	19.2	20	16.4	13.8	15.7	12.3		12.1	9.3				9.3	135
140	31.7	31.8	31.4	27.7	27.9	27.6	25.2	25.1	25.4	22.5	21.9	19	19.4	16	13.6	15.2	12	9.7	11.7	9.1				8.9	140
145	30.4	30.5	30.1	26.7	26.8	26.8	23.9	24	24.4	21.5	21.2	18.9	18.7	15.7	13.4	14.8	11.7	9.7	11.3	8.8				8.6	145
150	29.2	29.3	28.8	25.7	25.7	25.7	22.7	22.9	23.3	20.5	20.4	18.8	17.9	15.4	13.2	14.4	11.4	9.6	11	8.6				8.3	150
155	28	28.1		24.7	24.7	24.7	21.8	21.9	22.3	19.5	19.7	18.6	17.2	15.1	13	14	11.1	9.4	10.7	8.3				8	155
160	26.7	26.9		23.8	23.7	23.7	21	21	21.3	18.5	18.9	18.4	16.3	14.8	12.8	13.6	10.8	9.3	10.4	8.1	6.4			7.7	160
165	25.3	25.6		22.9	22.8	22.8	20.2	20.2	20.4	17.6	18.1	18.1	15.5	14.6	12.6	13.2	10.6	9.1	10.1	7.9	6.4			7.5	165
170	23.9	24.1		22	21.9	21.8	19.5	19.4	19.5	16.6	17.3	17.5	14.7	14.3	12.6	12.8	10.4	9	9.8	7.7	6.3			7.2	170
175				21.1	21		18.7	18.7	18.8	16	16.4	16.8	13.9	14.1	12.5	12.4	10.2	8.9	9.5	7.5	6.2			7	175
180				20.3	20.1		18	18	18	15.4	15.7	16.2	13.3	13.7	12.4	12.1	10.1	8.8	9.2	7.3	6.1			6.7	180
185				19.5	19.3		17.3	17.3	17.3	14.9	15.1	15.5	12.9	13.3	12.4	11.7	9.9	8.7	9	7.2	6			6.5	185
190				18.7	18.4		16.6	16.6	16.5	14.3	14.6	14.9	12.4	12.8	12.3	11.1	9.7	8.7	8.7	7	5.9			6.3	190
195				17.8			15.9	16	15.8	13.8	14	14.3	11.9	12.2	12.2	10.5	9.6	8.6	8.5	6.9	5.8			6	195
200							15.3	15.4		13.3	13.5	13.7	11.5	11.7	12	10.1	9.4	8.6	8.2	6.8	5.7			5.8	200
205							14.6	14.8		12.8	12.9	13.1	11	11.2	11.6	9.7	9.2	8.5	8	6.6	5.7			5.6	205
210							10.6	10.8		12.3	12.4	12.5	10.6	10.8	11.2	9.3	9.1	8.4	7.7	6.5	5.6			5.4	210
215							10.1	10.3		11.8	11.9	12	10.2	10.4	10.7	9	9	8.3	7.5	6.4	5.6			5.2	215
220										11.4	11.4		9.8	10	10.3	8.6	8.9	8.3	7.2	6.2	5.5			5	220
225										10.9	10.9		9.4	9.6	9.9	8.3	8.6	8.3	6.9	6.1	5.5			4.8	225
230										10.5			9	9.2	9.4	7.9	8.2	8.3	6.5	6	5.4			4.6	230
235										10			8.6	8.8	9	7.6	7.9	8.2	6.2	5.9	5.3			4.4	235
240													8.3	8.5		7.3	7.5	7.9	5.8	5.8	5.3			4.1	240
245													7.9	8.1		7	7.2	7.5	5.5	5.8	5.2			3.8	245
250													7.6	7.7		6.7	6.8	7.1	5.2	5.7	5.2				250
255													7.2	7.4		6.4	6.5	6.8	4.9	5.4	5.2				255
260																6.1	6.2	6.4	4.5	5.1	5.2				260
265																5.8	5.8		4.2	4.7	5.1				265
270																5.5	5.5		3.9	4.4	4.9				270
275																5.2	5.3		3.6	4.1	4.5				275
280																		4.9	3.3	3.7	4.1				280
285																			3	3.4					285
290																			2.8	3.1					290
295																			2.5	2.8					295

* adapter · pièce d'adaptateur

TAB 146525 / 146527 / 146529

Lifting capacities Forces de levage

TF



85%

ft	169 ft + 8 ft*																								ft
	23 ft			46 ft			69 ft			92 ft			115 ft			138 ft			161 ft			184 ft			
	0°	20°	40°	0°	20°	40°	0°	20°	40°	0°	20°	40°	0°	20°	40°	0°	20°	40°	0°	20°	40°	0°			
38	88.5																							38	
40	88																							40	
45	84	61		69.5																				45	
50	80.5	58.8		67				53.8			41.1													50	
55	76.5	56.4	42.7	64.5	47.7			52.9			40.6			31										55	
60	72.5	54.3	41.8	61	47.4			51.2			39.6			30.9										60	
65	68.5	52.4	40.9	58.2	45.6			49.2			38.7			30			23.9							65	
70	65	50.7	40.2	55.7	44	32.9	47.3				37.5			29.2			23.3			17.9				70	
75	61	49.1	39.6	53.2	42.6	32.5	45.5	38.8			36.3			28.3			22.6			17.6			13.1	75	
80	57.6	47.6	39	50.8	41.3	31.9	43.7	38.6			35.2			27.3			22			17.1			13	80	
85	54.2	46.1	38.4	48.3	40	31.4	41.9	37.8			34.2			26.4			21.3			16.6			12.6	85	
90	51.3	44.8	37.9	46	38.9	30.9	40.2	36.9	30.3	33.3	26.7			25.6			20.6			16.1			12.1	90	
95	48.6	43.6	37.4	43.7	37.8	30.4	38.5	35.8	30	32.3	26.3			24.8			19.9			15.5			11.6	95	
100	46	42.7	37	41.5	36.8	30	36.8	34.5	29.6	31.3	25.8			24	18.7		19.2			15			11.2	100	
105	43.5	41.7	36.8	39.4	35.8	29.6	35.2	33.3	29.3	30.1	25.2			23.3	18.7		18.6			14.4			10.8	105	
110	41.2	40.8	36.6	37.4	35	29.2	33.7	32.1	29	29	24.7	20.3		22.6	18.3		18			14			10.4	110	
115	39	39.1	36.5	35.5	34.3	28.9	32.3	31	28.7	28	24.2	20.1	21.9	17.8			17.4	13.1		13.5			10.1	115	
120	36.8	37	36.2	33.7	33.6	28.7	30.8	30	28.4	26.9	23.7	19.9	21.3	17.4			16.8	13		13			9.7	120	
125	34.6	35	35.7	32	32.8	28.5	29.3	29	27.8	25.9	23.2	19.6	20.7	17			16.3	12.6		12.6			9.4	125	
130	32.5	33	33.8	30.3	31.2	28.4	28	27.9	27	24.9	22.8	19.4	20.1	16.6	13.8	15.8	12.3			12.2	9.3		9.1	130	
135	30.8	31.3	31.9	28.7	29.7	28.2	26.6	26.8	26.2	23.8	22.3	19.1	19.6	16.2	13.6	15.3	12			11.7	9.1		8.7	135	
140	29.3	29.7	30.1	27.1	28.1	27.9	25.3	25.7	25.5	22.7	21.7	18.9	19.1	15.9	13.4	14.9	11.7			11.3	8.9		8.5	140	
145	27.9	28.2	28.4	25.6	26.7	27.3	24	24.7	24.7	21.6	21.1	18.7	18.6	15.5	13.2	14.5	11.5			11	8.6		8.2	145	
150	26.5	26.8	26.9	24.5	25.3	25.9	22.8	23.7	23.7	20.6	20.4	18.6	18	15.1	13	14.1	11.2	9.4		10.7	8.4		7.9	150	
155	25.1	25.4	25.4	23.4	24.1	24.6	21.6	22.6	22.8	19.6	19.8	18.5	17.4	14.9	12.9	13.8	11	9.3		10.4	8.2		7.6	155	
160	24.2	24.3	24	22.2	23	23.5	20.4	21.4	22	18.6	19.1	18.4	16.7	14.7	12.7	13.4	10.7	9.2		10.1	8		7.4	160	
165	23.2	23.4		21.2	21.9	22.3	19.3	20.3	21.1	17.6	18.5	18.2	15.9	14.4	12.5	13.1	10.5	9.1		9.9	7.8		7.1	165	
170	22.3	22.5		20.1	20.8	21.1	18.6	19.2	20.3	16.6	17.7	17.7	15.1	14.2	12.5	12.7	10.3	8.9		9.6	7.6	6.2	6.9	170	
175	21.3	21.6		19.1	19.7	19.9	17.8	18.4	19.4	15.7	17	17.2	14.4	14	12.4	12.4	10.2	8.8		9.4	7.4	6.1	6.6	175	
180	20.5	20.7		18.1	18.7	18.7	17	17.5	18.4	14.9	16.3	16.6	13.6	13.8	12.4	12.1	10	8.7		9.1	7.2	6	6.4	180	
185	19.6			17.2	17.6		16.3	16.8	17.5	14.3	15.6	16	12.9	13.5	12.3	11.8	9.9	8.6		8.9	7.1	5.9	6.2	185	
190	18.8			16.4	16.6		15.5	16	16.6	13.8	14.8	15.3	12.1	13	12.3	11.5	9.7	8.5		8.7	7	5.8	6	190	
195				15.7	15.9		14.7	15.2	15.7	13.2	14.1	14.8	11.4	12.6	12.2	11	9.6	8.5		8.5	6.8	5.7	5.8	195	
200				15	15.3		14	14.4	14.8	12.6	13.5	14.2	10.9	12.1	12.1	10.4	9.4	8.5		8.3	6.7	5.6	5.6	200	
205				14.4			13.3	13.6	13.9	12	12.9	13.5	10.4	11.6	11.9	9.8	9.3	8.4		8.1	6.6	5.6	5.4	205	
210							12.6	12.9		11.5	12.3	12.8	10	11.2	11.6	9.3	9.2	8.4		7.9	6.5	5.5	5.3	210	
215							11.9	12.1		10.9	11.7	12.2	9.6	10.7	11.2	8.9	9	8.4		7.5	6.3	5.5	5.1	215	
220							11.5	11.4		10.4	11.1	11.5	9.2	10.2	10.8	8.5	8.9	8.3		7.1	6.2	5.5	4.9	220	
225							11			9.8	10.5	10.8	8.8	9.7	10.3	8.1	8.7	8.3		6.7	6.1	5.4	4.7	225	
230										9.3	10		8.4	9.2	9.8	7.7	8.5	8.2		6.2	6	5.4	4.5	230	
235										8.8	9.3		7.9	8.8	9.2	7.3	8.2	8.2		5.8	5.9	5.4	4.2	235	
240										8.3	8.8		7.5	8.3	8.7	6.9	7.8	8.1		5.4	5.8	5.3	3.8	240	
245										7.9	8.2		7.1	7.9	8.2	6.4	7.4	8		5	5.7	5.2		245	
250													6.7	7.4		6	7	7.6		4.6	5.6	5.2		250	
255													6.2	6.9		5.6	6.6	7.2		4.2	5.6	5.2		255	
260													5.9	6.4		5.2	6.1	6.7		3.9	5.2	5.2		260	
265													5.6	6		4.7	5.7	6.3		3.5	4.8	5.2		265	
270													5.3			4.3	5.2	5.7		4.4	5.1			270	
275													5			3.9	4.8	5.1		4	4.8			275	
280																3.5	4.3			3.6	4.3			280	
285																3.1	3.8				3.8			285	
290																2.8	3.2							290	
295																2.5	2.7							295	

* adapter · pièce d'adaptateur

TAB 146525 / 146527 / 146529

Lifting capacities Forces de levage

TF



85%

ft	186 ft + 8 ft*																								197 ft + 8 ft*		ft
	23 ft			46 ft			69 ft			92 ft			115 ft			138 ft			161 ft			184 ft	184 ft				
	0°	20°	40°	0°	20°	40°	0°	20°	40°	0°	20°	40°	0°	20°	40°	0°	20°	40°	0°	20°	40°	0°	0°				
45	71			56.2																					45		
50	69	58.7		55			44.1																		50		
55	66	57.6	42.5	53.4			43.4			34.5															55		
60	62.5	55.5	41.6	51.7			42.1			34.3															60		
65	59.6	53.5	40.9	49.7	44.3		40.8			33.2			26.4												65		
70	56.9	51.8	40.2	47.6	43.1		39.3			32.2			25.9			20									70		
75	54.3	50.3	39.6	45.7	41.8	31.8	37.9	33.4		31.2			25.3			19.8			15						75		
80	51.6	48.9	39.1	43.9	40.5	31.6	36.5	33.1		30			24.7			19.3			14.9						80		
85	49.1	47.5	38.6	42.2	39.4	31.1	35.1	32		28.9			24			18.9			14.5				10.7		85		
90	46.7	45.8	38.1	40.5	38.3	30.7	33.8	31		27.9			23.2			18.3			14.1				10.5	9.2	90		
95	44.3	43.8	37.6	38.8	37	30.3	32.5	29.9	26.2	27	23.3		22.4			17.7			13.6				10.2	9	95		
100	42	41.8	37.2	37.1	35.7	29.9	31.3	29	26	26	23.1		21.6			17.2			13.2				9.9	8.7	100		
105	39.9	40	36.7	35.5	34.3	29.6	30.1	28.1	25.2	25	22.3		20.8			16.7			12.8				9.5	8.2	105		
110	37.9	38.3	36.6	34	33.1	29.3	29	27.2	24.6	24.1	21.6		20	17.1		16.2			12.4				9.2	7.9	110		
115	35.9	36.4	36.1	32.5	31.9	28.9	28	26.4	24	23.2	20.9	18.5	19.3	16.8		15.8			12.1				8.9	7.5	115		
120	34.1	34.6	35	31.1	30.7	28.6	26.9	25.5	23.3	22.3	20.3	18.3	18.6	16.4		15.3	11.9		11.7				8.6	7.2	120		
125	32.3	32.9	33.2	29.6	29.4	28.3	26	24.6	22.8	21.5	19.6	17.8	17.9	15.8		14.9	11.9		11.4				8.3	6.8	125		
130	30.5	31.2	31.5	28.1	28.2	28.2	25	23.8	22.2	20.7	19	17.3	17.2	15.3		14.3	11.6		11.1				8	6.5	130		
135	28.9	29.6	29.9	26.7	27.1	27.3	24	23	21.7	19.9	18.4	16.9	16.6	14.8	13.1	13.8	11.4		10.8	8.4			7.7	6.2	135		
140	27.4	28	28.4	25.4	26	26.2	22.9	22.3	21.2	19.2	17.9	16.5	16	14.3	12.9	13.2	11.1		10.5	8.3			7.5		140		
145	26.2	26.5	26.9	24.1	24.8	25.2	21.8	21.5	20.7	18.5	17.3	16	15.4	13.8	12.6	12.7	10.9		10.2	8.1			7.2		145		
150	25	25.4	25.6	22.8	23.6	24.2	20.7	20.8	20.3	17.8	16.8	15.6	14.9	13.4	12.3	12.3	10.7		9.9	7.9			7		150		
155	23.8	24.3	24.4	21.6	22.4	23	19.7	20.2	19.8	17.2	16.4	15.2	14.4	13	12	11.9	10.5	8.9	9.5	7.7			6.8		155		
160	22.7	23.1	23.1	20.6	21.2	21.8	18.7	19.5	19.3	16.5	15.9	14.9	13.9	12.6	11.7	11.5	10.3	8.9	9.2	7.6			6.5		160		
165	21.5	21.9	21.9	19.7	20.1	20.7	17.7	18.7	18.7	15.9	15.4	14.5	13.4	12.2	11.4	11.1	10	8.8	8.8	7.4			6.2		165		
170	20.4	20.8	20.7	18.9	19.1	19.7	16.7	17.9	18.1	15.1	14.9	14.2	12.9	11.9	11.1	10.7	9.7	8.7	8.4	7.2			5.9		170		
175	19.3	19.7	19.5	18.1	18.2	18.8	16	16.9	17.4	14.3	14.4	13.9	12.4	11.6	10.8	10.3	9.4	8.6	8.1	7	5.8		5.6		175		
180	18.3	18.7		17.3	17.2	17.8	15.4	16	16.7	13.5	13.9	13.6	12	11.3	10.6	10	9.1	8.4	7.7	6.9	5.8		5.3		180		
185	17.3	17.7		16.5	16.4	16.9	14.7	15.2	16.1	12.8	13.5	13.3	11.5	11	10.4	9.6	8.9	8.2	7.4	6.7	5.7		5		185		
190	16.3	16.7		15.7	15.6	16	14.1	14.6	15.5	12	13	13.1	11.1	10.8	10.2	9.3	8.7	8	7.1	6.6	5.6		4.7		190		
195	15.3	15.7		15	14.7	15	13.5	13.9	14.7	11.5	12.5	12.7	10.7	10.5	10	9	8.4	7.8	6.8	6.4	5.5				195		
200				14.2	13.9		12.9	13.3	14	11.1	12.1	12.3	10.2	10.2	9.8	8.7	8.2	7.6	6.5	6.2	5.5				200		
205				13.4	13.2		12.4	12.7	13.3	10.6	11.7	12	9.7	9.9	9.6	8.3	7.9	7.5	6.2	5.9	5.4				205		
210				12.7	12.5		11.8	12.1	12.6	10.2	11.1	11.6	9.2	9.5	9.4	8	7.7	7.3	5.9	5.7	5.3				210		
215				12	11.8		11.2	11.6	11.9	9.7	10.6	11.2	8.8	9.2	9.2	7.6	7.5	7.1	5.6	5.5	5.3				215		
220				11.3	11.1		10.6	11	11.3	9.3	10.1	10.7	8.4	9	9	7.2	7.3	7	5.3	5.3	5.1				220		
225							10	10.4		8.9	9.7	10.1	8	8.7	8.9	6.8	7.1	6.8	5	5.1	5				225		
230							9.5	9.8		8.5	9.2	9.6	7.6	8.4	8.7	6.3	6.9	6.7	4.8	4.9	4.8				230		
235							8.9	9.2		8.1	8.7	9	7.3	8	8.5	5.9	6.6	6.5	4.5	4.7	4.6				235		
240							8.4	8.6		7.6	8.3	8.5	6.8	7.6	8.1	5.5	6.4	6.4	4.1	4.5	4.5				240		
245										7.2	7.8		6.4	7.2	7.7	5.1	6.2	6.2		4.3	4.3				245		
250										6.8	7.3		6	6.8	7.2	4.8	6	6.2		4.1	4.1				250		
255										6.4	6.8		5.6	6.4	6.7	4.4	5.6	6.1		3.9	4				255		
260										5.9	6.4		5.1	5.9	6.2	4	5.1	5.9		3.7	3.9				260		
265										5.5			4.7	5.4		3.6	4.7	5.5		3.5	3.8				265		
270													4.2	5			4.3	5			3.7				270		
275													3.8	4.5			3.9	4.5			3.6				275		
280													3.4	4			3.5	3.9			3.4				280		
285													3	3.5											285		

* adapter - pièce d'adaptateur

TAB 146525 / 146527 / 146529

Lifting capacities Forces de levage

TF

51 - 197 ft

23 - 184 ft

360°

21.7 ft

264600 lbs

85%

	51 ft + 8 ft*																									
	23 ft			46 ft			69 ft			92 ft			115 ft			138 ft			161 ft			184 ft				
	0°	20°	40°	0°	20°	40°	0°	20°	40°	0°	20°	40°	0°	20°	40°	0°	20°	40°	0°	20°	40°	0°	20°	40°		0°
26	73																								26	
28	69.5																									28
30	65.5			63.5																						30
32	62	50.6		60.5			54.1			43.4			34.5			28.2										32
34	58.6	49.7		58.2			53.1			42.9			34.1			27.9										34
36	55.7	48.2		55.7			51.5			42			33.5			27.3										36
38	52.8	46.7		53.2			49.8			41.1			32.9			26.8			21					16.6		38
40	50.2	45.3		50.8			48.2			40.2			32.2			26.3			20.9					16.5		40
45	44.3	42.5	37.1	45.6	41.2		44.3			37.8			30.4			25.1			19.9					15.6		45
50	39.3	39.9	36.6	41.3	39		40.5			35.7			28.6			23.8			18.9					14.9		50
55	35.2	37	35.7	37.3	36.7		36.9	39		33.7			27			22.5			18					14.2		55
60	31.9	33.5	34.6	33.7	34.7	30	33.8	37.1		31.6	28.9		25.5			21.2			17.2					13.4		60
65	28.9	30.2	33.8	30.3	33	29.1	31	34.5	30.6	29.4	27.6		24.2	21.9		20.1			16.2					12.7		65
70	25.7	26.7		27.7	30.4	28.6	28.4	32	29.6	27.4	26.5		23	20.9		19			15.3					12.1		70
75				25.5	27.8	27.8	26	29.6	28.5	25.4	25.4		21.9	19.9		18			14.5					11.4		75
80				23.5	25.3	26.5	23.8	27.3	27.7	23.5	24.4	21.5	20.8	19		17.1	15.2		13.7					10.8		80
85				21.7	23	23.9	21.8	24.9	27	21.7	23.4	20.8	19.9	18.2		16.2	14.4		13					10.2		85
90				20	20.9	23.7	20.3	22.8	25.4	20	22.5	20.2	18.8	17.4		15.5	13.8		12.3	10.8				9.7		90
95							18.9	20.9	23.3	18.3	21.3	19.6	17.6	16.7	14.7	14.8	13.2		11.7	10.5				9.2		95
100							17.6	19.2	21	16.8	20	19.2	16.3	16	14.6	14.1	12.6		11.2	10				8.8		100
105							16.3	17.7	18.9	15.6	18.5	18.9	15	15.4	14	13.5	12.1		10.7	9.5				8.3		105
110							15.1	16.3	18.2	14.7	17	18.5	13.9	15	13.6	12.9	11.6		10.3	9.1				7.9		110
115							13.9	14.8		13.8	15.7	17.6	13	14.5	13.3	12.4	11.1	10	9.8	8.8				7.5		115
120										13	14.5	16.3	12.2	14.1	12.9	11.8	10.7	9.8	9.4	8.4				7.2		120
125										12.1	13.4	14.9	11.5	13.5	12.6	11	10.4	9.5	9	8				6.8		125
130										11.3	12.4	13.4	10.8	12.5	12.5	10.2	10.1	9.3	8.6	7.7				6.5		130
135										10.5	11.3		10.1	11.6	12.4	9.6	9.8	9.1	8.3	7.4	6.6			6.1		135
140													9.5	10.8	12	9	9.6	8.9	7.9	7.2	6.5			5.8		140
145													8.9	10.1	11.4	8.5	9.3	8.7	7.6	7	6.3			5.5		145
150													8.3	9.3	10.4	8	9.1	8.6	7.2	6.7	6.1			5.2		150
155													7.7	8.6	10	7.5	8.8	8.5	6.7	6.5	5.9			4.9		155
160													7.1	7.8		7	8.3	8.4	6.1	6.3	5.8			4.7		160
165																6.5	7.6	8.3	5.6	6.1	5.7			4.3		165
170																6.1	7	8.2	5.2	5.9	5.6			3.9		170
175																5.6	6.4	7.4	4.7	5.8	5.5			3.5		175
180																5.2	5.8		4.2	5.6	5.4			3		180
185																			3.8	5.3	5.3			2.6		185
190																			3.3	4.7	5.3			2.4		190
195																			2.9	4.1	5.1			2.4		195
200																			2.6	3.5	5			2.4		200
205																			2.4	2.9				2.4		205
210																								2.4		210
215																								2.4		215
220																								2.4		220
225																								2.4		225

* adapter · pièce d'adaptateur

TAB 146444 / 146450 / 146456

Lifting capacities Forces de levage

TF

ft	152 ft + 8 ft*																								ft
	23 ft			46 ft			69 ft			92 ft			115 ft			138 ft			161 ft			184 ft			
	0°	20°	40°	0°	20°	40°	0°	20°	40°	0°	20°	40°	0°	20°	40°	0°	20°	40°	0°	20°	40°	0°			
32	104																							32	
34	102																							34	
36	100																							36	
38	97.5	64		79.5																				38	
40	95	64		79																				40	
45	89.5	61	44.3	75			60																	45	
50	84	58.1	43.4	71.5	50.2		58.5			44.4			34.6											50	
55	79	55.7	42.4	67.5	49.2		56.5			43.7			34.1		26.7									55	
60	74.5	53.5	41.4	64	47.2		54.3			42.4			33.1		26.5									60	
65	69.5	51.5	40.5	60.5	45.4	33.7	51.8			41.1			32.1		25.7			20						65	
70	65.5	49.7	39.8	57.5	43.7	33.1	49.7	41.1		39.6			30.9		24.9			19.4					14.8	70	
75	61.5	48	39.1	54.3	42.3	32.4	47.5	40.6		38.2			29.7		24.1			18.8					14.5	75	
80	57.6	46.4	38.5	51.3	40.9	31.7	45.3	39.6		36.9			28.6		23.2			18.2					14	80	
85	54.5	45.1	37.9	48.3	39.6	31.2	43.2	38.7	30.8	35.7	28.4		27.6		22.3			17.6					13.5	85	
90	51.7	43.9	37.3	45.9	38.3	30.7	41	37.8	30.3	34.6	27.7		26.7		21.5			17					13	90	
95	49	42.8	37	43.7	37.2	30.2	38.9	36.5	29.7	33.4	27		25.8	19.9	20.8			16.3					12.5	95	
100	46.4	41.7	36.7	41.5	36.1	29.7	37	35	29.2	32.1	26.3	21	24.9	19.7	20			15.7					12	100	
105	43.9	40.7	36.5	39.5	35.2	29.2	35.2	33.7	28.7	30.7	25.7	21	24.1	19.2	19.3			15.1					11.6	105	
110	41.6	39.7	36.2	37.6	34.4	29	33.6	32.4	28.3	29.5	25.1	20.7	23.3	18.7	18.6	14		14.6					11.2	110	
115	39.4	38.7	36	35.7	33.6	28.8	32.1	31.1	27.9	28.3	24.6	20.4	22.5	18.2	18	13.7		14					10.8	115	
120	37.4	37.4	35.8	34	32.9	28.6	30.6	29.9	27.5	27.1	24	20.1	21.9	17.7	14.3	17.4	13.4	13.5	9.9				10.4	120	
125	35.9	35.9	35.5	32.3	32.1	28.4	29.1	28.8	27.1	25.9	23.5	19.8	21.2	17.3	14.3	16.8	13	13	9.9				10	125	
130	34.5	34.5	34.2	30.7	30.6	28.2	27.8	27.5	26.9	24.8	23.1	19.5	20.6	16.8	14	16.2	12.6	12.5	9.6				9.6	130	
135	33.1	33.1	32.8	29.1	29.1	28	26.5	26.3	26.3	23.6	22.6	19.2	20	16.4	13.8	15.7	12.3	12.1	9.3				9.3	135	
140	31.7	31.8	31.4	27.7	27.9	27.6	25.2	25.1	25.4	22.5	21.9	19	19.4	16	13.6	15.2	12	11.7	9.1				8.9	140	
145	30.4	30.5	30.1	26.7	26.8	26.8	23.9	24	24.4	21.5	21.2	18.9	18.7	15.7	13.4	14.8	11.7	9.7	11.3	8.8			8.6	145	
150	29.2	29.3	28.8	25.7	25.7	25.7	22.7	22.9	23.3	20.5	20.4	18.8	17.9	15.4	13.2	14.4	11.4	9.6	11	8.6			8.3	150	
155	28	28.1		24.7	24.7	24.7	21.8	21.9	22.3	19.5	19.7	18.6	17.2	15.1	13	14	11.1	9.4	10.7	8.3			8	155	
160	26.7	26.9		23.8	23.7	23.7	21	21	21.3	18.5	18.9	18.4	16.3	14.8	12.8	13.6	10.8	9.3	10.4	8.1	6.4		7.7	160	
165	25.3	25.6		22.9	22.8	22.8	20.2	20.2	20.4	17.6	18.1	18.1	15.5	14.6	12.6	13.2	10.6	9.1	10.1	7.9	6.4		7.5	165	
170	23.9	24.1		22	21.9	21.8	19.5	19.4	19.5	16.6	17.3	17.5	14.7	14.3	12.6	12.8	10.4	9	9.8	7.7	6.3		7.2	170	
175				21.1	21		18.7	18.7	18.8	16	16.4	16.8	13.9	14.1	12.5	12.4	10.2	8.9	9.5	7.5	6.2		7	175	
180				20.3	20.1		18	18	18	15.4	15.7	16.2	13.3	13.7	12.4	12.1	10.1	8.8	9.2	7.3	6.1		6.7	180	
185				19.5	19.3		17.3	17.3	17.3	14.9	15.1	15.5	12.9	13.3	12.4	11.7	9.9	8.7	9	7.2	6		6.5	185	
190				18.7	18.4		16.6	16.6	16.5	14.3	14.6	14.9	12.4	12.8	12.3	11.1	9.7	8.7	8.7	7	5.9		6.3	190	
195				17.8			15.9	16	15.8	13.8	14	14.3	11.9	12.2	12.2	10.5	9.6	8.6	8.5	6.9	5.8		6	195	
200							15.3	15.4		13.3	13.5	13.7	11.5	11.7	12	10.1	9.4	8.6	8.2	6.8	5.7		5.8	200	
205							14.6	14.8		12.8	12.9	13.1	11	11.2	11.6	9.7	9.2	8.5	8	6.6	5.7		5.6	205	
210							10.6	10.8		12.3	12.4	12.5	10.6	10.8	11.2	9.3	9.1	8.4	7.7	6.5	5.6		5.4	210	
215							10.1	10.3		11.8	11.9	12	10.2	10.4	10.7	9	9	8.3	7.5	6.4	5.6		5.2	215	
220										11.4	11.4		9.8	10	10.3	8.6	8.9	8.3	7.2	6.2	5.5		5	220	
225										10.9	10.9		9.4	9.6	9.9	8.3	8.6	8.3	6.9	6.1	5.5		4.8	225	
230										10.5			9	9.2	9.4	7.9	8.2	8.3	6.5	6	5.4		4.6	230	
235										10			8.6	8.8	9	7.6	7.9	8.2	6.2	5.9	5.3		4.4	235	
240													8.3	8.5		7.3	7.5	7.9	5.8	5.8	5.3		4.1	240	
245													7.9	8.1		7	7.2	7.5	5.5	5.8	5.2		3.8	245	
250													7.6	7.7		6.7	6.8	7.1	5.2	5.7	5.2			250	
255													7.2	7.4		6.4	6.5	6.8	4.9	5.4	5.2			255	
260																6.1	6.2	6.4	4.5	5.1	5.2			260	
265																5.8	5.8		4.2	4.7	5.1			265	
270																5.5	5.5		3.9	4.4	4.9			270	
275																5.2	5.3		3.6	4.1	4.5			275	
280																4.9			3.3	3.7	4.1			280	
285																			3	3.4				285	
290																			2.8	3.1				290	
295																			2.5	2.8				295	

* adapter · pièce d'adaptateur

TAB 146444 / 146450 / 146456

Lifting capacities Forces de levage

TF

51 – 197 ft
23 – 184 ft
360°
21.7 ft
264600 lbs
85%

ft	169 ft + 8 ft*																								ft
	23 ft			46 ft			69 ft			92 ft			115 ft			138 ft			161 ft			184 ft			
	0°	20°	40°	0°	20°	40°	0°	20°	40°	0°	20°	40°	0°	20°	40°	0°	20°	40°	0°	20°	40°	0°			
38	88.5																							38	
40	88																							40	
45	84	61		69.5																				45	
50	80.5	58.8	43.1	67				53.8				41.1												50	
55	76.5	56.4	42.7	64.5	47.7			52.9				40.6		31										55	
60	72.5	54.3	41.8	61	47.4			51.2				39.6		30.9										60	
65	68.5	52.4	40.9	58.2	45.6			49.2				38.7		30			23.9							65	
70	65	50.7	40.2	55.7	44	32.9	47.3					37.5		29.2			23.3			17.9				70	
75	61	49.1	39.6	53.2	42.6	32.5	45.5	38.8				36.3		28.3			22.6			17.6			13.1	75	
80	57.6	47.6	39	50.8	41.3	31.9	43.7	38.6				35.2		27.3			22			17.1			13	80	
85	54.2	46.1	38.4	48.3	40	31.4	41.9	37.8				34.2		26.4			21.3			16.6			12.6	85	
90	51.3	44.8	37.9	46	38.9	30.9	40.2	36.9	30.3	33.3	26.7			25.6			20.6			16.1			12.1	90	
95	48.6	43.6	37.4	43.7	37.8	30.4	38.5	35.8	30	32.3	26.3			24.8			19.9			15.5			11.6	95	
100	46	42.7	37	41.5	36.8	30	36.8	34.5	29.6	31.3	25.8			24	18.7		19.2			15			11.2	100	
105	43.5	41.7	36.8	39.4	35.8	29.6	35.2	33.3	29.3	30.1	25.2			23.3	18.7		18.6			14.4			10.8	105	
110	41.2	40.8	36.6	37.4	35	29.2	33.7	32.1	29	29	24.7	20.3		22.6	18.3		18			14			10.4	110	
115	39	39.1	36.5	35.5	34.3	28.9	32.3	31	28.7	28	24.2	20.1	21.9	17.8			17.4	13.1		13.5			10.1	115	
120	36.8	37	36.2	33.7	33.6	28.7	30.8	30	28.4	26.9	23.7	19.9	21.3	17.4			16.8	13		13			9.7	120	
125	34.6	35	35.7	32	32.8	28.5	29.3	29	27.8	25.9	23.2	19.6	20.7	17			16.3	12.6		12.6			9.4	125	
130	32.5	33	33.8	30.3	31.2	28.4	28	27.9	27	24.9	22.8	19.4	20.1	16.6	13.8	15.8	12.3			12.2	9.3		9.1	130	
135	30.8	31.3	31.9	28.7	29.7	28.2	26.6	26.8	26.2	23.8	22.3	19.1	19.6	16.2	13.6	15.3	12			11.7	9.1		8.7	135	
140	29.3	29.7	30.1	27.1	28.1	27.9	25.3	25.7	25.5	22.7	21.7	18.9	19.1	15.9	13.4	14.9	11.7			11.3	8.9		8.5	140	
145	27.9	28.2	28.4	25.6	26.7	27.3	24	24.7	24.7	21.6	21.1	18.7	18.6	15.5	13.2	14.5	11.5			11	8.6		8.2	145	
150	26.5	26.8	26.9	24.5	25.3	25.9	22.8	23.7	23.7	20.6	20.4	18.6	18	15.1	13	14.1	11.2	9.4		10.7	8.4		7.9	150	
155	25.1	25.4	25.4	23.4	24.1	24.6	21.6	22.6	22.8	19.6	19.8	18.5	17.4	14.9	12.9	13.8	11	9.3		10.4	8.2		7.6	155	
160	24.2	24.3	24	22.2	23	23.5	20.4	21.4	22	18.6	19.1	18.4	16.7	14.7	12.7	13.4	10.7	9.2		10.1	8		7.4	160	
165	23.2	23.4		21.2	21.9	22.3	19.3	20.3	21.1	17.6	18.5	18.2	15.9	14.4	12.5	13.1	10.5	9.1		9.9	7.8		7.1	165	
170	22.3	22.5		20.1	20.8	21.1	18.6	19.2	20.3	16.6	17.7	17.7	15.1	14.2	12.5	12.7	10.3	8.9		9.6	7.6	6.2	6.9	170	
175	21.3	21.6		19.1	19.7	19.9	17.8	18.4	19.4	15.7	17	17.2	14.4	14	12.4	12.4	10.2	8.8		9.4	7.4	6.1	6.6	175	
180	20.5	20.7		18.1	18.7	18.7	17	17.5	18.4	14.9	16.3	16.6	13.6	13.8	12.4	12.1	10	8.7		9.1	7.2	6	6.4	180	
185	19.6			17.2	17.6		16.3	16.8	17.5	14.3	15.6	16	12.9	13.5	12.3	11.8	9.9	8.6		8.9	7.1	5.9	6.2	185	
190	18.8			16.4	16.6		15.5	16	16.6	13.8	14.8	15.3	12.1	13	12.3	11.5	9.7	8.5		8.7	7	5.8	6	190	
195				15.7	15.9		14.7	15.2	15.7	13.2	14.1	14.8	11.4	12.6	12.2	11	9.6	8.5		8.5	6.8	5.7	5.8	195	
200				15	15.3		14	14.4	14.8	12.6	13.5	14.2	10.9	12.1	12.1	10.4	9.4	8.5		8.3	6.7	5.6	5.6	200	
205				14.4			13.3	13.6	13.9	12	12.9	13.5	10.4	11.6	11.9	9.8	9.3	8.4		8.1	6.6	5.6	5.4	205	
210							12.6	12.9		11.5	12.3	12.8	10	11.2	11.6	9.3	9.2	8.4		7.9	6.5	5.5	5.3	210	
215							11.9	12.1		10.9	11.7	12.2	9.6	10.7	11.2	8.9	9	8.4		7.5	6.3	5.5	5.1	215	
220							11.5	11.4		10.4	11.1	11.5	9.2	10.2	10.8	8.5	8.9	8.3		7.1	6.2	5.5	4.9	220	
225							11			9.8	10.5	10.8	8.8	9.7	10.3	8.1	8.7	8.3		6.7	6.1	5.4	4.7	225	
230										9.3	10		8.4	9.2	9.8	7.7	8.5	8.2		6.2	6	5.4	4.5	230	
235										8.8	9.3		7.9	8.8	9.2	7.3	8.2	8.2		5.8	5.9	5.4	4.2	235	
240										8.3	8.8		7.5	8.3	8.7	6.9	7.8	8.1		5.4	5.8	5.3	3.8	240	
245										7.9	8.2		7.1	7.9	8.2	6.4	7.4	8		5	5.7	5.2		245	
250													6.7	7.4		6	7	7.6		4.6	5.6	5.2		250	
255													6.2	6.9		5.6	6.6	7.2		4.2	5.6	5.2		255	
260													5.9	6.4		5.2	6.1	6.7		3.9	5.2	5.2		260	
265													5.6	6		4.7	5.7	6.3		3.5	4.8	5.2		265	
270													5.3			4.3	5.2	5.7		4.4	5.1			270	
275													5			3.9	4.8	5.1		4	4.8			275	
280																3.5	4.3			3.6	4.3			280	
285																3.1	3.8				3.8			285	
290																2.8	3.2							290	
295																2.5	2.7							295	

* adapter · pièce d'adaptateur

TAB 146444 / 146450 / 146456

Lifting capacities Forces de levage

TF

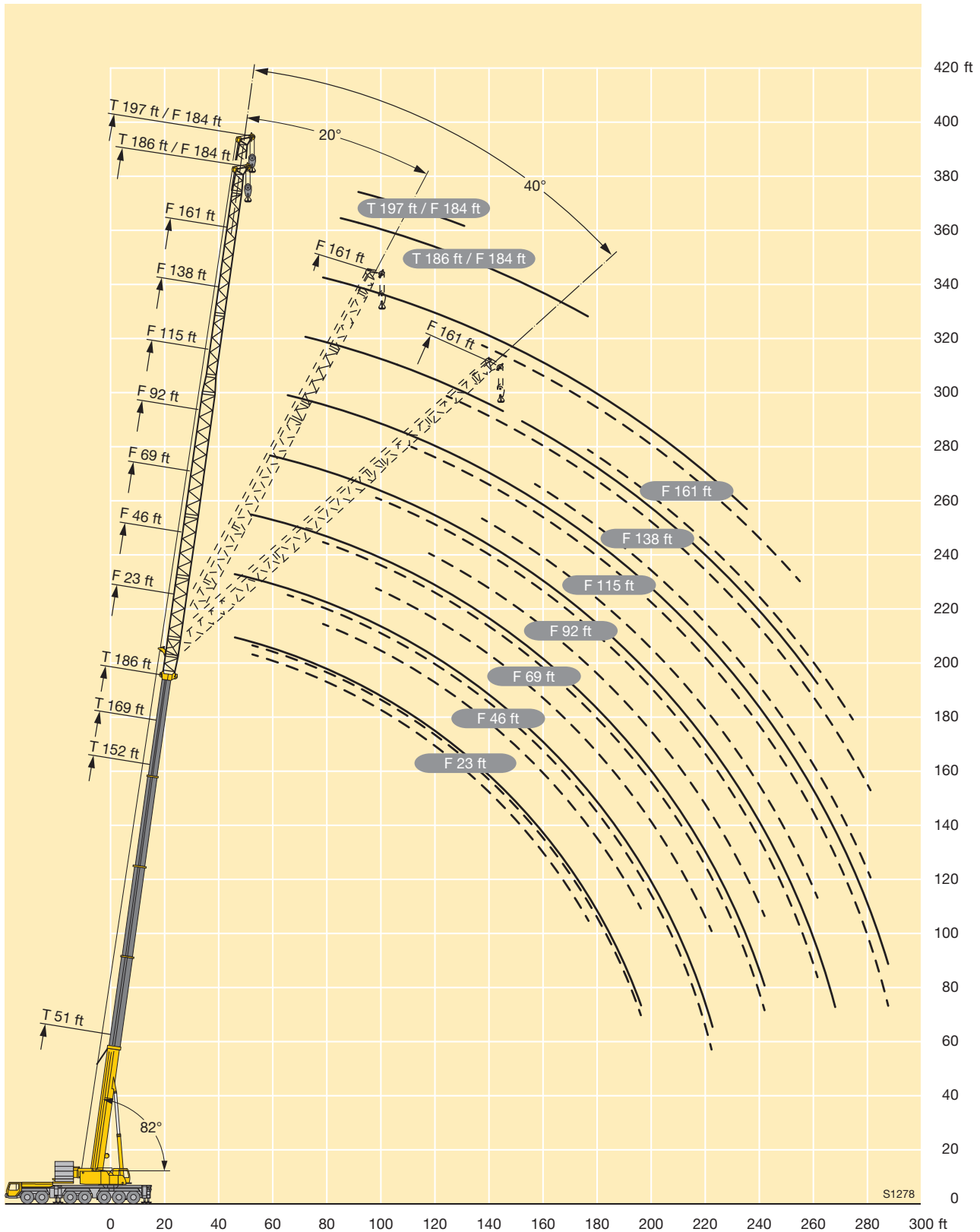


85%

ft	186 ft + 8 ft*																								197 ft + 8 ft*		ft
	23 ft			46 ft			69 ft			92 ft			115 ft			138 ft			161 ft			184 ft	184 ft				
	0°	20°	40°	0°	20°	40°	0°	20°	40°	0°	20°	40°	0°	20°	40°	0°	20°	40°	0°	20°	40°	0°	0°				
45	71			56.2																					45		
50	69	58.7	42.9	55			44.1																		50		
55	66	57.6	42.5	53.4			43.4			34.5															55		
60	62.5	55.5	41.6	51.7			42.1			34.3															60		
65	59.6	53.5	40.9	49.7	44.3		40.8			33.2			26.4												65		
70	56.9	51.8	40.2	47.6	43.1		39.3			32.2			25.9			20									70		
75	54.3	50.3	39.6	45.7	41.8	31.8	37.9	33.4		31.2			25.3			19.8			15						75		
80	51.6	48.9	39.1	43.9	40.5	31.6	36.5	33.1		30			24.7			19.3			14.9						80		
85	49.1	47.5	38.6	42.2	39.4	31.1	35.1	32		28.9			24			18.9			14.5			10.7			85		
90	46.7	45.8	38.1	40.5	38.3	30.7	33.8	31		27.9			23.2			18.3			14.1			10.5	9.2		90		
95	44.3	43.8	37.6	38.8	37	30.3	32.5	29.9	26.2	27	23.3		22.4			17.7			13.6			10.2	9		95		
100	42	41.8	37.2	37.1	35.7	29.9	31.3	29	26	26	23.1		21.6			17.2			13.2			9.9	8.7		100		
105	39.9	40	36.7	35.5	34.3	29.6	30.1	28.1	25.2	25	22.3		20.8			16.7			12.8			9.5	8.2		105		
110	37.9	38.3	36.6	34	33.1	29.3	29	27.2	24.6	24.1	21.6		20	17.1		16.2			12.4			9.2	7.9		110		
115	35.9	36.4	36.1	32.5	31.9	28.9	28	26.4	24	23.2	20.9	18.5	19.3	16.8		15.8			12.1			8.9	7.5		115		
120	34.1	34.6	35	31.1	30.7	28.6	26.9	25.5	23.3	22.3	20.3	18.3	18.6	16.4		15.3	11.9		11.7			8.6	7.2		120		
125	32.3	32.9	33.2	29.6	29.4	28.3	26	24.6	22.8	21.5	19.6	17.8	17.9	15.8		14.9	11.9		11.4			8.3	6.8		125		
130	30.5	31.2	31.5	28.1	28.2	28.2	25	23.8	22.2	20.7	19	17.3	17.2	15.3		14.3	11.6		11.1			8	6.5		130		
135	28.9	29.6	29.9	26.7	27.1	27.3	24	23	21.7	19.9	18.4	16.9	16.6	14.8	13.1	13.8	11.4		10.8	8.4		7.7	6.2		135		
140	27.4	28	28.4	25.4	26	26.2	22.9	22.3	21.2	19.2	17.9	16.5	16	14.3	12.9	13.2	11.1		10.5	8.3		7.5			140		
145	26.2	26.5	26.9	24.1	24.8	25.2	21.8	21.5	20.7	18.5	17.3	16	15.4	13.8	12.6	12.7	10.9		10.2	8.1		7.2			145		
150	25	25.4	25.6	22.8	23.6	24.2	20.7	20.8	20.3	17.8	16.8	15.6	14.9	13.4	12.3	12.3	10.7		9.9	7.9		7			150		
155	23.8	24.3	24.4	21.6	22.4	23	19.7	20.2	19.8	17.2	16.4	15.2	14.4	13	12	11.9	10.5	8.9	9.5	7.7		6.8			155		
160	22.7	23.1	23.1	20.6	21.2	21.8	18.7	19.5	19.3	16.5	15.9	14.9	13.9	12.6	11.7	11.5	10.3	8.9	9.2	7.6		6.5			160		
165	21.5	21.9	21.9	19.7	20.1	20.7	17.7	18.7	18.7	15.9	15.4	14.5	13.4	12.2	11.4	11.1	10	8.8	8.8	7.4		6.2			165		
170	20.4	20.8	20.7	18.9	19.1	19.7	16.7	17.9	18.1	15.1	14.9	14.2	12.9	11.9	11.1	10.7	9.7	8.7	8.4	7.2		5.9			170		
175	19.3	19.7	19.5	18.1	18.2	18.8	16	16.9	17.4	14.3	14.4	13.9	12.4	11.6	10.8	10.3	9.4	8.6	8.1	7	5.8	5.6			175		
180	18.3	18.7		17.3	17.2	17.8	15.4	16	16.7	13.5	13.9	13.6	12	11.3	10.6	10	9.1	8.4	7.7	6.9	5.8	5.3			180		
185	17.3	17.7		16.5	16.4	16.9	14.7	15.2	16.1	12.8	13.5	13.3	11.5	11	10.4	9.6	8.9	8.2	7.4	6.7	5.7	5			185		
190	16.3	16.7		15.7	15.6	16	14.1	14.6	15.5	12	13	13.1	11.1	10.8	10.2	9.3	8.7	8	7.1	6.6	5.6	4.7			190		
195	15.3	15.7		15	14.7	15	13.5	13.9	14.7	11.5	12.5	12.7	10.7	10.5	10	9	8.4	7.8	6.8	6.4	5.5				195		
200				14.2	13.9		12.9	13.3	14	11.1	12.1	12.3	10.2	10.2	9.8	8.7	8.2	7.6	6.5	6.2	5.5				200		
205				13.4	13.2		12.4	12.7	13.3	10.6	11.7	12	9.7	9.9	9.6	8.3	7.9	7.5	6.2	5.9	5.4				205		
210				12.7	12.5		11.8	12.1	12.6	10.2	11.1	11.6	9.2	9.5	9.4	8	7.7	7.3	5.9	5.7	5.3				210		
215				12	11.8		11.2	11.6	11.9	9.7	10.6	11.2	8.8	9.2	9.2	7.6	7.5	7.1	5.6	5.5	5.3				215		
220				11.3	11.1		10.6	11	11.3	9.3	10.1	10.7	8.4	9	9	7.2	7.3	7	5.3	5.3	5.1				220		
225							10	10.4		8.9	9.7	10.1	8	8.7	8.9	6.8	7.1	6.8	5	5.1	5				225		
230							9.5	9.8		8.5	9.2	9.6	7.6	8.4	8.7	6.3	6.9	6.7	4.8	4.9	4.8				230		
235							8.9	9.2		8.1	8.7	9	7.3	8	8.5	5.9	6.6	6.5	4.5	4.7	4.6				235		
240							8.4	8.6		7.6	8.3	8.5	6.8	7.6	8.1	5.5	6.4	6.4	4.1	4.5	4.5				240		
245										7.2	7.8		6.4	7.2	7.7	5.1	6.2	6.2		4.3	4.3				245		
250										6.8	7.3		6	6.8	7.2	4.8	6	6.2		4.1	4.1				250		
255										6.4	6.8		5.6	6.4	6.7	4.4	5.6	6.1		3.9	4				255		
260										5.9	6.4		5.1	5.9	6.2	4	5.1	5.9		3.7	3.9				260		
265										5.5			4.7	5.4		3.6	4.7	5.5		3.5	3.8				265		
270													4.2	5			4.3	5			3.7				270		
275													3.8	4.5			3.9	4.5			3.6				275		
280													3.4	4			3.5	3.9			3.4				280		
285													3	3.5											285		

* adapter - pièce d'adaptateur

TAB 146444 / 146450 / 146456



Lifting capacities Forces de levage

TYSF



ft	152 ft + 8 ft*																								ft
	23 ft			46 ft			69 ft			92 ft			115 ft			138 ft			161 ft			184 ft			
	0°	20°	40°	0°	20°	40°	0°	20°	40°	0°	20°	40°	0°	20°	40°	0°	20°	40°	0°	20°	40°	0°			
38	119			99																				38	
40	117			98.5																				40	
45	109	62.5		92			75				56.6													45	
50	102	60		87			72.5				54.6			42.1										50	
55	96	57.7	42.8	82	51.4		69.5				52.2		41.3			31.7								55	
60	90	55.4	41.9	77.5	49.3		66.5				50.1		39.6			31.5								60	
65	85	53.3	41	73	47.4	34.4	63	47.1			48.2		38.1			30.3			24.7					65	
70	80	51.4	40.3	68.5	45.7	33.7	59.5	45.9			46.4		36.6			29.1			23.8				18.7	70	
75	74.5	49.6	39.6	64.5	44.1	33	56.2	44.7			44.7	32.1		35.2				28	22.9					75	
80	69.5	48	38.9	61	42.6	32.3	53.2	43.4	32.5		43.1	31.8		33.9				26.9	22					80	
85	65.5	46.6	38.3	57.6	41.2	31.7	50.5	42.2	31.8	41.5	30.9		32.7			25.8			21.2					85	
90	62	45.3	37.7	54.4	39.9	31.2	48	40.9	31.1	39.9	30		31.5	23.2		24.9			20.4					90	
95	58.5	44.1	37.3	51.3	38.7	30.6	45.7	39.7	30.5	38.3	29.1	22.8	30.5	22.7		24			19.6					95	
100	55.2	42.9	37	48.4	37.5	30.1	43.3	38.5	29.9	36.8	28.3	22.7	29.4	22		23.2	16.7		18.9					100	
105	52	41.8	36.6	45.7	36.6	29.7	40.9	37.4	29.4	35.5	27.6	22.3	28.1	21.3		22.4	16.7		18.2					105	
110	49	40.8	36.3	43	35.6	29.4	38.6	36.3	28.9	34.1	26.9	21.9	27	20.7		21.6	16.1		17.6					110	
115	46.5	39.7	36.1	40.8	34.8	29.1	36.6	35.2	28.4	32.5	26.2	21.5	26	20.2	15.7	20.8	15.6		16.9	11.9				115	
120	44.4	39	35.8	38.9	33.9	28.8	34.8	34	28	30.9	25.5	21.1	25.1	19.6	15.6	19.9	15.1		16.3	11.8				120	
125	42.3	38.6	35.5	37	33.1	28.5	33.1	32.4	27.6	29.3	24.9	20.8	24.3	19	15.2	19.1	14.6		15.7	11.4				125	
130	40.4	38.2	35.5	35.3	32.3	28.3	31.5	31	27.3	27.9	24.4	20.5	23.5	18.5	14.9	18.2	14.2		15	11				130	
135	38.5	37.9	35.5	33.6	31.6	28	30	29.6	27	26.5	23.9	20.1	22.7	18	14.6	17.6	13.7		14.3	10.6				135	
140	36.6	37.1	35.5	31.9	31	27.8	28.5	28.3	26.8	25.1	23.5	19.9	22	17.5	14.4	17	13.3	10.5	13.7	10.3				140	
145	34.9	35.7	35.2	30.3	30.6	27.6	27	27	26.5	23.8	23	19.7	21.3	17.1	14.1	16.4	12.9	10.4	13.3	10				145	
150	33.4	34.3	33.7	28.8	29.4	27.6	25.6	25.7	25.7	22.5	22.6	19.5	20.6	16.7	13.9	15.9	12.5	10.2	12.9	9.7				150	
155	32	32.8	32.3	27.6	28.2	27.5	24.5	24.5	24.6	21.5	21.8	19.3	19.7	16.4	13.7	15.4	12.1	10	12.5	9.4				155	
160	30.8	31.5		26.6	27.1	26.9	23.4	23.5	23.5	20.5	20.9	19.1	18.7	16	13.4	14.9	11.8	9.9	12.1	9.1	7.1			160	
165				25.5	26	25.8	22.4	22.5	22.5	19.6	19.9	19	17.7	15.7	13.2	14.4	11.6	9.7	11.7	8.9	7			165	
170				24.6	25	24.8	21.5	21.6	21.7	18.7	19	18.8	16.7	15.4	13.1	13.9	11.4	9.5	11.3	8.6	6.9			170	
175				23.6	24	23.8	20.5	20.8	20.8	17.8	18.1	18.5	15.7	15.1	13	13.5	11.1	9.4	10.9	8.4	6.8			175	
180				22.7	23		19.6	19.9	20	17	17.3	17.9	15	14.8	12.9	13	10.9	9.3	10.6	8.2	6.6			180	
185				21.8			18.7	19.1	19.2	16.2	16.6	17.2	14.5	14.5	12.8	12.6	10.7	9.2	10.3	8	6.5			185	
190				20.9			17.9	18.3	18.5	15.5	16	16.5	13.9	14.2	12.6	12.1	10.5	9	9.9	7.8	6.3			190	
195							17.2	17.5	17.7	15	15.4	15.8	13.4	13.6	12.5	11.4	10.3	8.9	9.6	7.6	6.3			195	
200							16.6	16.8		14.4	14.8	15.1	12.9	13.1	12.4	10.9	10.1	8.8	9.3	7.5	6.2			200	
205							16	16.1		13.9	14.2	14.5	12.4	12.6	12.3	10.5	9.9	8.7	9	7.3	6.1			205	
210										13.3	13.6	13.9	11.9	12.1	12.3	10.1	9.7	8.6	8.7	7.1	6			210	
215										12.8	13.1	13.3	11.5	11.6	11.8	9.7	9.6	8.5	8.4	7	5.9			215	
220										12.3	12.5		11	11.2	11.3	9.4	9.5	8.4	8.1	6.8	5.8			220	
225										11.9	12		10.6	10.8	10.8	9	9.4	8.4	7.9	6.7	5.7			225	
230										11.3			10.1	10.3	10.4	8.7	9.1	8.4	7.5	6.5	5.6			230	
235										10.9			9.7	9.9	9.9	8.3	8.7	8.4	7.1	6.3	5.5			235	
240													9.3	9.5	9.5	8	8.3	8.4	6.8	6.2	5.4			240	
245													8.9	9		7.6	7.9	8.2	6.4	6.2	5.4			245	
250													8.5	8.6		7.3	7.6	7.8	6.1	6.1	5.4			250	
255													8.1	8.3		7	7.2	7.4	5.7	6	5.4			255	
260																6.7	6.9	7	5.4	5.8	5.4			260	
265																6.4	6.5		5.1	5.5	5.4			265	
270																6.1	6.2		4.7	5.1	5.3			270	
275																5.8	5.9		4.4	4.8	5.2			275	
280																5.5			4.1	4.4	4.8			280	
285																			3.8	4.1				285	
290																			3.5	3.8				290	
295																			3.2	3.4				295	
300																			2.8	3.1				300	

* adapter - pièce d'adaptateur

TAB 146462 / 146472 / 146482

Lifting capacities Forces de levage

TYSF



85%

ft	169 ft + 8 ft*																								ft
	23 ft			46 ft			69 ft			92 ft			115 ft			138 ft			161 ft			184 ft			
	0°	20°	40°	0°	20°	40°	0°	20°	40°	0°	20°	40°	0°	20°	40°	0°	20°	40°	0°	20°	40°	0°			
38	113			94.5																				38	
40	112			94																					40
45	104	63		88			72.5																		45
50	97	61		82.5			70				52.4			40.6											50
55	90.5	58.6	43.2	77.5	51.5		66.5				51.5			39.9			30.6								55
60	85	56.4	42.3	72.5	49.6		62.5				49.7			38.4			30.4								60
65	80	54.5	41.4	68.5	47.8	34.4	59.3	46.7			47.9			37			29.3				23.8				65
70	75	52.7	40.7	64.5	46.2	33.8	56.1	45.6			46.2			35.7			28.3				23.1			18	70
75	71	51	40.1	61	44.7	33.2	53.2	44.4			44.6	31.8		34.5			27.3				22.2			17.6	75
80	66.5	49.4	39.4	57.7	43.3	32.5	50.5	43.3			43.2	31.6		33.3			26.4				21.4			17	80
85	62.5	47.9	38.8	54.5	41.9	32	47.9	42.2	31.7	41.8	30.7			32.1			25.5				20.7			16.3	85
90	58.9	46.5	38.3	51.5	40.7	31.5	45.5	41.1	31.1	40	29.9			31.1			24.7				19.9			15.7	90
95	55.7	45.3	37.8	48.9	39.5	31	43.2	39.9	30.5	38.1	29.1			30.1	22.2		23.8				19.2			15	95
100	52.8	44.2	37.3	46.5	38.4	30.5	41	38.8	30	36.3	28.3	22.2		29.2	22		23.1				18.5			14.4	100
105	50	43.1	37	44.1	37.3	30	38.8	37.7	29.5	34.5	27.6	22.2		28.2	21.3		22.4				17.9			13.9	105
110	47.5	42.2	36.8	41.9	36.5	29.6	37.1	36.4	29.1	32.8	26.9	21.8		27.3	20.7		21.7	15.9			17.3			13.3	110
115	45.1	41.2	36.5	39.7	35.6	29.3	35.4	34.8	28.6	31.4	26.3	21.5		26.3	20.2		21	15.5			16.7			12.9	115
120	42.7	40.3	36.3	37.7	34.9	29	33.7	33	28.2	30	25.7	21.1		25.3	19.6	15.2	20.3	15			16.1	11.4		12.4	120
125	40.4	39.4	36.1	35.7	34.1	28.8	32.1	31.5	27.8	28.7	25.1	20.8		24.4	19.1	15.2	19.5	14.6			15.6	11.3		11.9	125
130	38.2	38	35.8	33.8	33.4	28.5	30.5	30.1	27.4	27.5	24.5	20.5		23.7	18.6	14.9	18.7	14.1			15.1	10.9		11.4	130
135	36.6	36.7	35.6	32	32.1	28.3	29	28.7	27.2	26.2	24	20.2		22.8	18.2	14.6	18	13.8			14.5	10.6		11	135
140	35.3	35.3	34.9	30.3	30.6	28.1	27.5	27.4	26.7	24.9	23.5	19.9		21.8	17.7	14.4	17.4	13.4	10.4		13.9	10.3		10.6	140
145	33.9	33.9	33.6	28.7	29.1	27.8	26.1	26.1	26.1	23.7	23.1	19.7		20.9	17.3	14.2	16.9	13	10.4		13.3	10		10.2	145
150	32.7	32.6	32.3	27.6	27.6	27.5	24.7	24.9	24.9	22.5	22.2	19.5		19.9	16.8	13.9	16.4	12.6	10.2		12.9	9.7		9.8	150
155	31.5	31.3	31	26.6	26.6	26.5	23.4	23.7	23.8	21.3	21.3	19.4		19	16.5	13.7	15.9	12.3	10		12.5	9.4		9.4	155
160	30.3	30.1	29.8	25.6	25.6	25.5	22.2	22.6	22.7	20.2	20.3	19.2		18	16.2	13.5	15.4	12	9.9		12.2	9.2		9.1	160
165	29.1	28.9	28.6	24.6	24.7	24.6	21.1	21.4	21.7	19.1	19.3	19.1		17.1	15.9	13.3	15	11.6	9.7		11.8	8.9		8.8	165
170	28	27.8	27.4	23.7	23.8	23.6	20.3	20.4	20.7	18	18.4	19		16.2	15.6	13.2	14.6	11.4	9.6		11.5	8.7	6.9	8.5	170
175	26.9	26.7		22.8	22.9	22.7	19.6	19.5	19.8	17	17.5	18.2		15.4	15.3	13.1	14	11.2	9.4		11.1	8.4	6.7	8.2	175
180	25.8	25.6		21.9	22	21.8	18.9	18.8	18.9	16.2	16.7	17.4		14.5	15	13	13.4	11	9.3		10.8	8.2	6.6	7.9	180
185				21	21.2	21	18.2	18.1	18.2	15.6	15.8	16.6		13.7	14.6	12.9	12.7	10.8	9.2		10.5	8	6.5	7.7	185
190				20.2	20.4	20.1	17.5	17.4	17.5	15	15	15.8		12.9	14	12.8	12.1	10.6	9.1		10.2	7.9	6.4	7.4	190
195				19.4	19.6		16.9	16.8	16.8	14.5	14.4	15.1		12.1	13.3	12.6	11.5	10.5	9		9.8	7.7	6.3	7.2	195
200				18.5	18.9		16.2	16.1	16.1	13.9	13.8	14.5		11.5	12.6	12.5	10.9	10.3	8.9		9.4	7.5	6.2	6.9	200
205							15.6	15.5	15.5	13.4	13.3	13.9		11.1	11.9	12.3	10.3	10.1	8.8		8.9	7.4	6.1	6.6	205
210							15	14.9		12.9	12.7	13.3		10.7	11.4	11.9	9.7	9.9	8.7		8.3	7.2	6	6.4	210
215							14.4	14.3		12.4	12.2	12.7		10.3	11	11.4	9.3	9.8	8.6		7.9	7.1	5.9	6.1	215
220							13.9	13.7		11.9	11.7	12.2		10	10.5	10.9	8.9	9.5	8.5		7.4	6.9	5.8	5.7	220
225							13.3			11.4	11.3	11.7		9.6	10.1	10.4	8.6	9.1	8.4		6.9	6.8	5.7	5.3	225
230										11	10.8			9.2	9.7	9.9	8.2	8.6	8.3		6.5	6.6	5.6	4.8	230
235										10.5	10.4			8.9	9.3	9.5	7.9	8.2	8.3		6.1	6.5	5.6	4.4	235
240										10.1	9.9			8.5	8.8	9	7.5	7.8	8.2		5.7	6.4	5.5	4.1	240
245										9.7	9.5			8.2	8.4	8.6	7.2	7.4	7.9		5.4	6.2	5.4		245
250														7.9	8.1	8.2	6.9	7	7.5		5	5.9	5.3		250
255														7.6	7.7	7.8	6.5	6.7	7.1		4.7	5.5	5.3		255
260														7.2	7.4		6.2	6.4	6.7		4.4	5.1	5.3		260
265														6.9	7		5.9	6.1	6.3		4	4.7	5.3		265
270														6.6			5.5	5.7	6		3.7	4.4	5.1		270
275														6.3			5.2	5.4	5.6		3.4	4.1	4.7		275
280																	4.9	5.1			3.1	3.8	4.3		280
285																	4.6	4.7				3.4	3.9		285
290																	4.2	4.4					3.5		290
295																	3.9	4.1					3.2		295

* adapter · pièce d'adaptateur

TAB 146462 / 146472 / 146482

Lifting capacities Forces de levage

TYSF



85%

ft	186 ft + 8 ft*																								197 ft + 8 ft*		ft
	23 ft			46 ft			69 ft			92 ft			115 ft			138 ft			161 ft			184 ft	184 ft				
	0°	20°	40°	0°	20°	40°	0°	20°	40°	0°	20°	40°	0°	20°	40°	0°	20°	40°	0°	20°	40°	0°	0°				
38	100																								38		
40	99																								40		
45	92.5	63		76.5			64.5																		45		
50	87	61		73			61.5			49.5															50		
55	81.5	58.9	43.3	69	49.5		58.2			48.7			36.7												55		
60	76.5	56.8	42.5	65	49.2		55.2			47			36.4												60		
65	72	54.9	41.7	61.5	47.5	34.4	52.4			45.1			35.2			28.4									65		
70	68	53.2	41	58.1	46	33.8	49.7	44.2		43			34.1			27.6				21.6					70		
75	64	51.6	40.4	55	44.6	33.2	47.1	43.6		41			33			26.7				21.2					75		
80	60.5	50.1	39.8	52.1	43.2	32.6	44.7	42.5		38.9			32			25.9				20.5					80		
85	57.2	48.7	39.2	49.4	42	32	42.5	41.3		37	30.1		30.9			25.1				19.8			15.4		85		
90	54	47.3	38.7	46.8	40.9	31.5	40.5	39.8	30.6	35.3	29.4		30			24.3				19.1			14.9	14	90		
95	51.2	46.1	38.2	44.4	39.8	31.1	38.5	38.1	30.3	33.7	28.7		28.9			23.5				18.5			14.4	13.7	95		
100	48.6	44.9	37.7	42.1	38.7	30.6	36.6	36.4	29.8	32.1	28		27.6	21.1		22.8				17.8			13.9	13.2	100		
105	46.1	43.9	37.2	40.2	37.8	30.2	34.7	34.8	29.3	30.6	27.3		26.4	21.1		22.1				17.2			13.3	12.7	105		
110	43.7	42.7	37	38.4	36.8	29.8	33	33.2	28.9	29.2	26.7	21.5	25.2	20.5		21.5				16.7			12.9	12.2	110		
115	41.4	40.9	36.7	36.6	35.4	29.5	31.5	31.6	28.5	27.8	26.1	21.3	24	19.9		20.8	15.1			16.2			12.4	11.8	115		
120	39.2	38.9	36.5	34.8	33.8	29.1	30.1	30	28.2	26.4	25.5	21	22.9	19.4		20.2	14.9			15.6			11.9	11.4	120		
125	37.2	36.9	36.2	33.1	32.2	28.8	28.8	28.5	27.8	25.2	25	20.6	21.8	19		19.5	14.4			15.2			11.5	11	125		
130	35.1	35.1	35	31.4	30.7	28.6	27.5	27.2	27	24.1	24.1	20.4	20.8	18.5	14.7	18.6	14.1			14.7			11.1	10.6	130		
135	33.2	33.3	33.4	29.8	29.3	28.4	26.2	26	25.8	23.1	23	20.1	19.8	18.1	14.5	17.7	13.7			14.2	10.4		10.7	10.2	135		
140	31.5	31.6	31.8	28.2	28	27.8	24.8	24.8	24.7	22.1	21.9	19.9	18.8	17.6	14.3	16.9	13.3			13.8	10.3		10.3	9.9	140		
145	30.3	29.9	30.2	26.7	26.6	26.5	23.6	23.7	23.6	21.1	20.7	19.6	18	17.2	14.1	16.1	13			13.3	10		9.9	9.5	145		
150	29	28.8	29	25.3	25.4	25.3	22.3	22.6	22.5	20.1	19.8	19.4	17.2	16.8	13.9	15.4	12.7			12.7	9.7		9.6	9.1	150		
155	27.9	27.7	27.8	23.8	24.1	24.1	21.2	21.5	21.5	19	18.9	19.2	16.4	16.4	13.7	14.7	12.3	9.9		12.2	9.5		9.2	8.7	155		
160	26.8	26.6	26.6	22.7	22.9	23	20	20.5	20.6	18.1	18	18.6	15.7	16.1	13.5	14	12	9.8		11.7	9.2		8.9	8.4	160		
165	25.7	25.5	25.5	21.8	21.8	21.9	18.9	19.5	19.6	17.1	17.2	17.8	14.9	15.7	13.3	13.4	11.7	9.7		11.1	9		8.5	8	165		
170	24.6	24.5	24.4	21	20.8	21	17.8	18.6	18.7	16.2	16.3	17	14.2	15.1	13.1	12.7	11.4	9.5		10.6	8.7		8.3	7.6	170		
175	23.5	23.5	23.3	20.2	19.9	20.1	17.1	17.6	17.8	15.3	15.6	16.3	13.6	14.4	13	12.1	11.2	9.4		10	8.5	6.7	7.9	7.2	175		
180	22.5	22.5	22.3	19.4	19	19.3	16.4	16.7	17	14.5	14.8	15.5	12.9	13.7	12.9	11.6	11	9.3		9.5	8.3	6.6	7.4	6.7	180		
185	21.6	21.6		18.6	18.2	18.5	15.8	15.9	16.2	13.6	14	14.8	12.2	13.1	12.8	11	10.8	9.2		9	8	6.5	7	6.2	185		
190	20.6	20.6		17.9	17.4	17.6	15.2	15.3	15.5	12.8	13.3	14.1	11.5	12.5	12.8	10.4	10.7	9.1		8.5	7.8	6.3	6.5	5.8	190		
195	19.7	19.8		17.2	16.6	16.9	14.6	14.7	14.9	12.3	12.5	13.4	10.9	11.9	12.3	9.9	10.5	9		8	7.7	6.2	6.1	5.3	195		
200				16.5	15.9	16.1	14	14.1	14.3	11.8	12	12.7	10.2	11.3	11.7	9.3	10.2	8.9		7.5	7.5	6.1	5.6	4.9	200		
205				15.8	15.3		13.4	13.6	13.7	11.4	11.5	12.1	9.6	10.8	11.2	8.8	9.7	8.9		7.1	7.4	6	5.2		205		
210				15.1	14.6		12.9	13.1	13.1	10.9	11.1	11.6	9.2	10.2	10.7	8.3	9.3	8.8		6.6	7.3	6	4.8		210		
215				14.5	14		12.4	12.5	12.5	10.5	10.6	11.1	8.9	9.7	10.2	7.8	8.8	8.7		6.2	7.1	5.9	4.4		215		
220				13.8	13.5		11.8	12	12	10.1	10.2	10.6	8.5	9.2	9.7	7.3	8.4	8.6		5.7	6.9	5.8			220		
225							11.3	11.5		9.7	9.8	10.2	8.1	8.8	9.2	6.9	7.9	8.4		5.3	6.5	5.7			225		
230							10.8	11		9.3	9.4	9.7	7.7	8.4	8.7	6.5	7.4	8		4.9	6.1	5.6			230		
235							10.3	10.6		8.9	9	9.3	7.3	8	8.3	6.1	7	7.6		4.5	5.7	5.6			235		
240							9.9	10.1		8.5	8.6	8.8	7	7.6	7.9	5.7	6.6	7.2		4.1	5.3	5.5			240		
245										8.2	8.2	8.4	6.6	7.2	7.5	5.3	6.2	6.8			4.9	5.4			245		
250										7.8	7.8		6.2	6.8	7.1	5	5.8	6.4			4.5	5.4			250		
255										7.4	7.4		5.8	6.4	6.7	4.6	5.4	6			4.1	5.1			255		
260										7.1	7		5.5	6.1	6.3	4.3	5	5.6			3.8	4.7			260		
265										6.7			5.1	5.7	5.9	3.9	4.6	5.1				4.3			265		
270													4.8	5.3		3.6	4.2	4.7				3.9			270		
275													4.4	5		3.2	3.9	4.3				3.5			275		
280													4.1	4.6			3.5	3.9							280		
285													3.8	4.2			3.2	3.5							285		

* adapter · pièce d'adaptateur

Lifting capacities Forces de levage

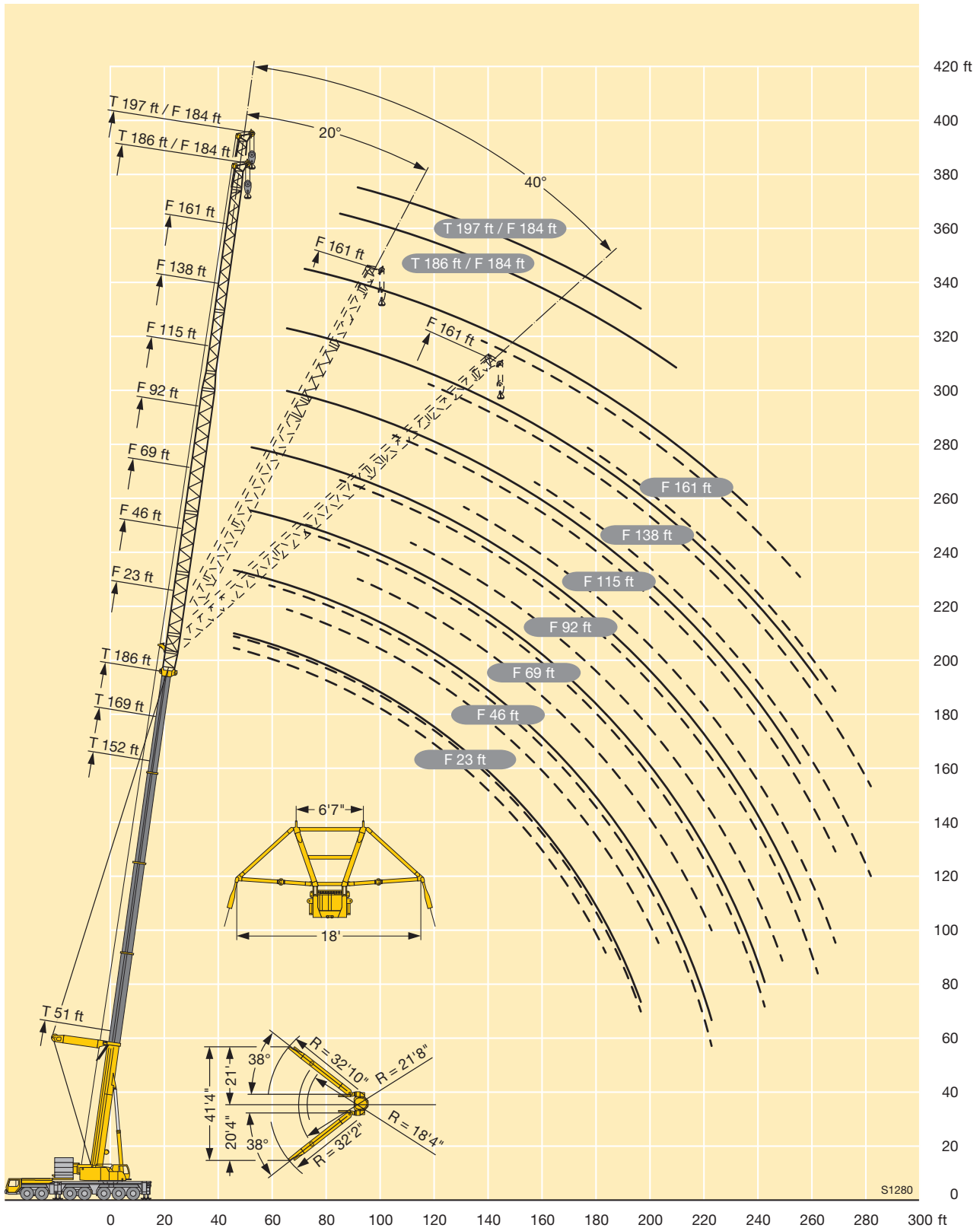
TYSF



ft	186 ft + 8 ft*																		197 ft + 8 ft*		ft					
	23 ft			46 ft			69 ft			92 ft			115 ft			138 ft			161 ft			184 ft	184 ft			
	0°	20°	40°	0°	20°	40°	0°	20°	40°	0°	20°	40°	0°	20°	40°	0°	20°	40°	0°	20°		40°	0°	0°		
38	100																							38		
40	99																							40		
45	92.5	63	45.1	76.5					64.5															45		
50	87	61	44.2	73					61.5			49.5												50		
55	81.5	58.9	43.3	69	49.5				58.2			48.7		36.7										55		
60	76.5	56.8	42.5	65	49.2				55.2			47		36.4										60		
65	72	54.9	41.7	61.5	47.5	34.4			52.4			45.1		35.2		28.4								65		
70	68	53.2	41	58.1	46	33.8			49.7	44.2		43		34.1		27.6			21.6					70		
75	64	51.6	40.4	55	44.6	33.2			47.1	43.6		41		33		26.7			21.2					75		
80	60.5	50.1	39.8	52.1	43.2	32.6			44.7	42.5		38.9		32		25.9			20.5					80		
85	57.2	48.7	39.2	49.4	42	32			42.5	41.3		37	30.1	30.9		25.1			19.8			15.4		85		
90	54	47.3	38.7	46.8	40.9	31.5			40.5	39.8	30.6	35.3	29.4	30		24.3			19.1			14.9	14	90		
95	51.2	46.1	38.2	44.4	39.8	31.1			38.5	38.1	30.3	33.7	28.7		28.9			23.5		18.5		14.4	13.7	95		
100	48.6	44.9	37.7	42.1	38.7	30.6			36.6	36.4	29.8	32.1	28		27.6	21.1		22.8		17.8		13.9	13.2	100		
105	46.1	43.9	37.2	40.2	37.8	30.2			34.7	34.8	29.3	30.6	27.3		26.4	21.1		22.1		17.2		13.3	12.7	105		
110	43.7	42.7	37	38.4	36.8	29.8			33	33.2	28.9	29.2	26.7	21.5	25.2	20.5		21.5		16.7		12.9	12.2	110		
115	41.4	40.9	36.7	36.6	35.4	29.5			31.5	31.6	28.5	27.8	26.1	21.3	24	19.9		20.8	15.1	16.2		12.4	11.8	115		
120	39.2	38.9	36.5	34.8	33.8	29.1			30.1	30	28.2	26.4	25.5	21	22.9	19.4		20.2	14.9	15.6		11.9	11.4	120		
125	37.2	36.9	36.2	33.1	32.2	28.8			28.8	28.5	27.8	25.2	25	20.6	21.8	19		19.5	14.4	15.2		11.5	11	125		
130	35.1	35.1	35	31.4	30.7	28.6			27.5	27.2	27	24.1	24.1	20.4	20.8	18.5	14.7	18.6	14.1	14.7		11.1	10.6	130		
135	33.2	33.3	33.4	29.8	29.3	28.4			26.2	26	25.8	23.1	23	20.1	19.8	18.1	14.5	17.7	13.7	14.2	10.4	10.7	10.2	135		
140	31.5	31.6	31.8	28.2	28	27.8			24.8	24.8	24.7	22.1	21.9	19.9	18.8	17.6	14.3	16.9	13.3	13.8	10.3	10.3	9.9	140		
145	30.3	29.9	30.2	26.7	26.6	26.5			23.6	23.7	23.6	21.1	20.7	19.6	18	17.2	14.1	16.1	13	13.3	10	9.9	9.5	145		
150	29	28.8	29	25.3	25.4	25.3			22.3	22.6	22.5	20.1	19.8	19.4	17.2	16.8	13.9	15.4	12.7	12.7	9.7	9.6	9.1	150		
155	27.9	27.7	27.8	23.8	24.1	24.1			21.2	21.5	21.5	19	18.9	19.2	16.4	16.4	13.7	14.7	12.3	9.9	12.2	9.5	9.2	8.7	155	
160	26.8	26.6	26.6	22.7	22.9	23			20	20.5	20.6	18.1	18	18.6	15.7	16.1	13.5	14	12	9.8	11.7	9.2	8.9	8.4	160	
165	25.7	25.5	25.5	21.8	21.8	21.9			18.9	19.5	19.6	17.1	17.2	17.8	14.9	15.7	13.3	13.4	11.7	9.7	11.1	9	8.5	8	165	
170	24.6	24.5	24.4	21	20.8	21			17.8	18.6	18.7	16.2	16.3	17	14.2	15.1	13.1	12.7	11.4	9.5	10.6	8.7	8.3	7.6	170	
175	23.5	23.5	23.3	20.2	19.9	20.1			17.1	17.6	17.8	15.3	15.6	16.3	13.6	14.4	13	12.1	11.2	9.4	10	8.5	6.7	7.9	7.2	175
180	22.5	22.5	22.3	19.4	19	19.3			16.4	16.7	17	14.5	14.8	15.5	12.9	13.7	12.9	11.6	11	9.3	9.5	8.3	6.6	7.4	6.7	180
185	21.6	21.6		18.6	18.2	18.5			15.8	15.9	16.2	13.6	14	14.8	12.2	13.1	12.8	11	10.8	9.2	9	8	6.5	7	6.2	185
190	20.6	20.6		17.9	17.4	17.6			15.2	15.3	15.5	12.8	13.3	14.1	11.5	12.5	12.8	10.4	10.7	9.1	8.5	7.8	6.3	6.5	5.8	190
195	19.2	19.4		17.2	16.6	16.9			14.6	14.7	14.9	12.3	12.5	13.4	10.9	11.9	12.3	9.9	10.5	9	8	7.7	6.2	6.1	5.3	195
200				16.5	15.9	16.1			14	14.1	14.3	11.8	12	12.7	10.2	11.3	11.7	9.3	10.2	8.9	7.5	7.5	6.1	5.6	4.9	200
205				15.8	15.3				13.4	13.6	13.7	11.4	11.5	12.1	9.6	10.8	11.2	8.8	9.7	8.9	7.1	7.4	6	5.2		205
210				15.1	14.6				12.9	13.1	13.1	10.9	11.1	11.6	9.2	10.2	10.7	8.3	9.3	8.8	6.6	7.3	6	4.8		210
215				14.5	14				12.4	12.5	12.5	10.5	10.6	11.1	8.9	9.7	10.2	7.8	8.8	8.7	6.2	7.1	5.9	4.4		215
220				13.8	13.5				11.8	12	12	10.1	10.2	10.6	8.5	9.2	9.7	7.3	8.4	8.6	5.7	6.9	5.8			220
225									11.3	11.5		9.7	9.8	10.2	8.1	8.8	9.2	6.9	7.9	8.4	5.3	6.5	5.7			225
230									10.8	11		9.3	9.4	9.7	7.7	8.4	8.7	6.5	7.4	8	4.9	6.1	5.6			230
235									10.3	10.6		8.9	9	9.3	7.3	8	8.3	6.1	7	7.6	4.5	5.7	5.6			235
240									9.9	10.1		8.5	8.6	8.8	7	7.6	7.9	5.7	6.6	7.2	4.1	5.3	5.5			240
245												8.2	8.2	8.4	6.6	7.2	7.5	5.3	6.2	6.8		4.9	5.4			245
250												7.8	7.8		6.2	6.8	7.1	5	5.8	6.4		4.5	5.4			250
255												7.4	7.4		5.8	6.4	6.7	4.6	5.4	6		4.1	5.1			255
260												7.1	7		5.5	6.1	6.3	4.3	5	5.6		3.8	4.7			260
265												6.7			5.1	5.7	5.9	3.9	4.6	5.1			4.3			265
270															4.8	5.3		3.6	4.2	4.7			3.9			270
275															4.4	5		3.2	3.9	4.3			3.5			275
280															4.1	4.6			3.5	3.9						280
285															3.8	4.2			3.2	3.5						285

* adapter · pièce d'adaptateur

TAB 146464 / 146474 / 146484



Lifting capacities Forces de levage

TN



ft	51 ft + 13 ft*											84 ft + 13 ft*											ft	
	46ft	69ft	92ft	115ft	138ft	161ft	184ft	207ft	230ft	253ft	276ft	46ft	69ft	92ft	115ft	138ft	161ft	184ft	207ft	230ft	253ft	276ft		
22	262																						22	
24	262																							24
26	262																							26
28	262																							28
30	262											214												30
32	262	220										214												32
34	260	219										214												34
36	256	217										214												36
38	253	215	170									214	157											38
40	247	212	169									214	157											40
45	223	204	166	133								212	157	127										45
50		195	163	132								194	157	127										50
55		181	160	130	106								157	127	103									55
60		165	157	128	104	87							156	127	102	83								60
65		151	150	126	103	86							145	127	102	82.5	68							65
70		139	139	125	102	85	69						134	126	101	82	68							70
75			129	122	100	84	68.5	57.7						121	101	81.5	67.5	55.3						75
80			120	118	99.5	83	68	57.5						113	101	81.5	67	55.2						80
85			112	110	98.5	82	67	56.9	46.8					106	101	81	67	54.9	45.9					85
90			104	103	98	81	66.5	56.3	46.3	39.1				100	96	80.5	66.5	54.6	45.6	37.3				90
95				97	95	80.5	66	55.8	45.9	38.7	31.4			94	91	80.5	66.5	54.3	45.4	37.1	31			95
100				91.5	90	80	65.5	55.3	45.4	37.9	31.3				86	80	66	54	45.1	36.8	30.9	24.7		100
105				86	85	79.5	64.5	54.8	45	37.1	30.9				82	79	66	53.8	44.9	36.6	30.7	24.7		105
110				81.5	80.5	78.5	64	54.4	44.5	36.4	30.5				77.5	75	66	53.6	44.7	36.4	30.6	24.5		110
115				71	76	75.5	64	53.9	44.1	35.6	30.1				73.5	71.5	66	53.4	44.5	36.2	30.4	24.3		115
120					72.5	71.5	63.5	53.4	43.8	34.9	29.6					68.5	65	53.3	44.3	36	30.2	24.1		120
125					68.5	68	63	52.9	43.4	34.2	29.1					65.5	63	53.3	44.2	35.9	30	24		125
130					65.5	65	62	52.1	43.1	33.6	28.6					62.5	60	53.2	44.1	35.7	29.8	23.8		130
135					60.5	62	60	51.3	42.8	32.9	28.1					59.5	57.8	52.9	44.1	35.5	29.5	23.6		135
140						59	57.7	50.6	42.7	32.3	27.7					56.8	55.5	52.2	44.1	35.4	29.2	23.5		140
145						56.4	55.1	49.8	42.6	31.7	27.2						53.3	51.2	44.1	35.3	28.8	23.3		145
150						54	52.7	49.1	42.5	31.2	26.8						51	49.4	44.1	35.3	28.5	23.2		150
155						51	50.5	48.4	42.3	30.6	26.4						48.9	47.6	44.1	35.3	28.1	23.1		155
160						45.2	48.4	47.3	42	30.1	26						46.9	45.8	43.5	35.3	27.8	23		160
165							46.4	45.8	41.6	29.6	25.6						44	42.3	35.3	27.5	22.8			165
170							44.6	43.9	41.2	29.1	25.3						42.2	40.8	35.3	27.2	22.8			170
175							42.7	42.2	40.4	28.6	25						40.6	39.4	35.3	26.9	22.8			175
180							39.7	40.5	39.2	28.2	24.7						39	37.9	35.2	26.6	22.7			180
185								39	37.7	27.8	24.4							37.5	36.5	34.6	26.3	22.5		185
190								37.5	36.2	27.4	24.1							36.1	35.1	33.4	26	22.4		190
195								36.1	34.8	27.1	23.8								33.8	32.3	25.7	22.2		195
200								33.9	33.5	26.7	23.5								32.5	31.1	25.5	22.1		200
205									32.3	26.5	23.2								31.3	29.9	25.2	21.9		205
210									31.1	26.2	23									28.8	25	21.7		210
215									29.9	26	22.7									27.7	24.8	21.6		215
220									28.2	25.8	22.5									26.7	24.7	21.4		220
225									25.7	25.6	22.3									25.7	24.4	21.3		225
230										25.4	22.1									24.8	23.8	21.2		230
235										24.9	22									23.9	22.9	21.1		235
240										23.5	21.8										22.1	20.9		240
245										21.7	21.6										21.3	20.4		245
250											21.1										20.5	19.6		250
255											20.3										19.8	18.8		255
260											19.3											18.1		260
265											17.8											17.4		265
270											15.7											16.8		270
275											13											16.1		275
280																						15.3		280

* adapter · pièce d'adaptateur

TAB 146494

Lifting capacities Forces de levage

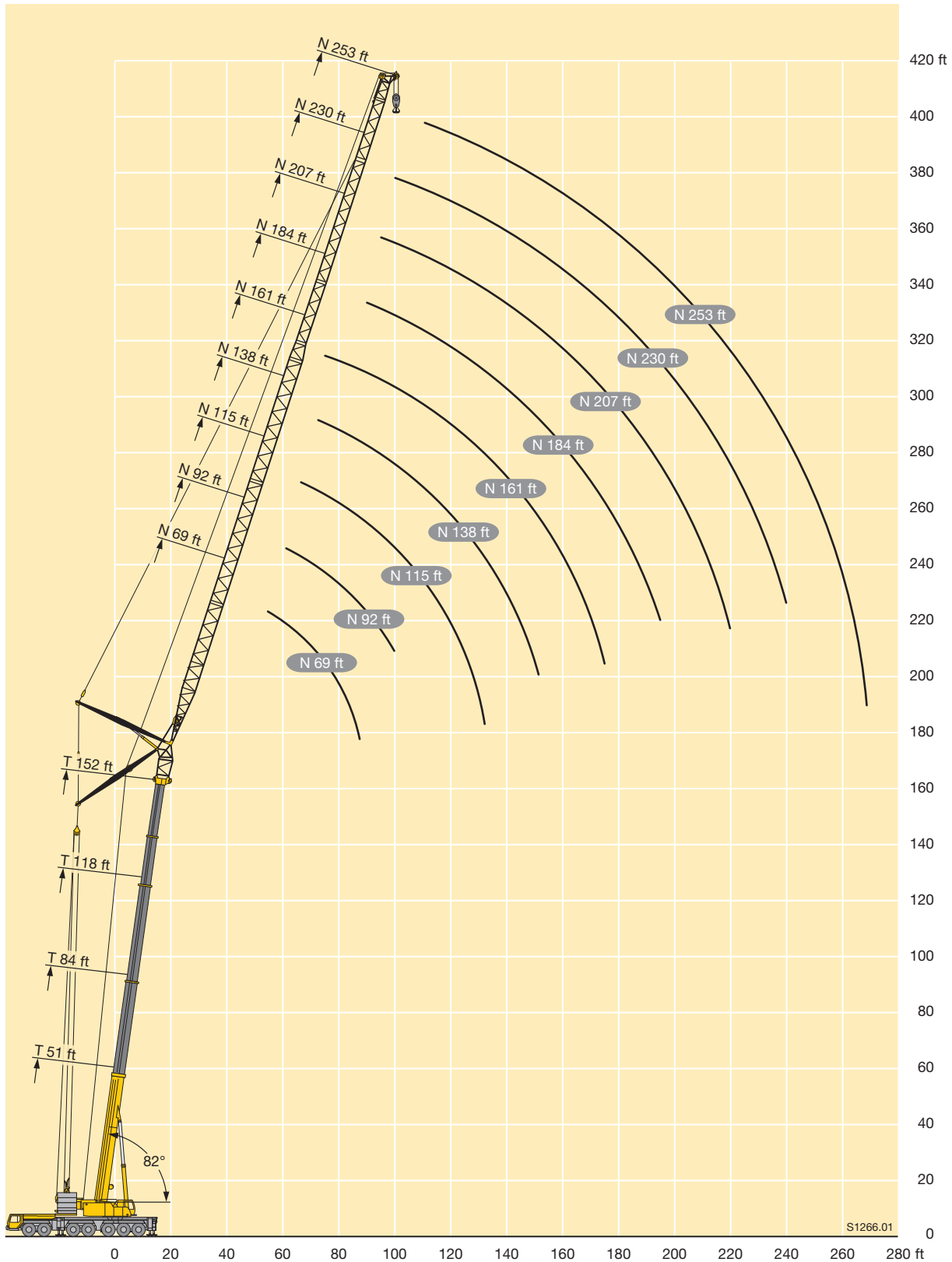
TN



ft	118 ft + 13 ft*										152 ft + 13 ft*							186 ft + 13 ft*						ft	
	69ft	92ft	115ft	138ft	161ft	184ft	207ft	230ft	253ft	276ft	69ft	92ft	115ft	138ft	161ft	184ft	207ft	230ft	253ft	69ft	92ft	115ft	138ft		161ft
45	106																								45
50	106																								50
55	106	86	69							66.5										39					55
60	105	85.5	69							66.5	52.5														60
65	103	85	69	56						66	52.5	42.2								38.8	29.4				65
70	100	84.5	68.5	55.8	46.1					65	52.4	42.1	33.8							38.7	29.3				70
75	98	83.5	68.5	55.6	46					64	52.2	41.9	33.7	27						38.6	29.2	22.7			75
80		82	68	55.4	45.9					63	51.9	41.7	33.5	27						38.4	29	22.5	17.2		80
85		80.5	68	55.2	45.7	37.2				62	51.4	41.6	33.4	26.9						38.2	28.9	22.4	17.1	12.1	85
90		79	67.5	55	45.5	37	30.5				50.8	41.4	33.3	26.8	21.1					37.8	28.8	22.3	17	12.1	90
95		78	66.5	54.9	45.3	36.9	30.4	24.5			50.2	41.2	33.2	26.7	21.1	15				28.7	22.2	16.9	12.1	6.8	95
100		77	65.5	54.8	45.2	36.8	30.3	24.4	18.9		49.6	40.8	33.1	26.7	21.1	15	9.5			28.6	22	16.8	12.1	6.8	100
105			64.5	54.8	45	36.6	30.2	24.3	18.9			40.5	32.9	26.6	21	15	9.5			28.5	21.9	16.7	12.1	6.8	105
110			63.5	54.4	44.9	36.5	30.1	24.2	18.9	12.9		40.1	32.7	26.5	20.9	15	9.5	5.3		28.4	21.8	16.6	12.1	6.8	110
115			63	53.8	44.8	36.4	30	24	18.9	12.9		39.8	32.5	26.4	20.9	15	9.5	5.3			21.8	16.5	12.1	6.8	115
120			63	53.1	44.8	36.3	29.9	23.9	18.8	12.9		39.4	32.3	26.3	20.8	15	9.5	5.3			21.7	16.4	12.1	6.8	120
125				52.4	44.7	36.2	29.8	23.8	18.7	12.9		39	32.1	26.2	20.7	15	9.5	5.3			21.6	16.4	12.1	6.8	125
130				52	44.6	36.2	29.6	23.7	18.6	12.9		38.5	31.9	26.1	20.7	15	9.5	5.3			21.6	16.3	12.1	6.8	130
135				51.7	44.1	36.1	29.6	23.6	18.5	12.8			31.7	25.9	20.6	15	9.5	5.3			21.5	16.2	12.1	6.8	135
140				51.4	43.7	36.1	29.5	23.5	18.4	12.8			31.4	25.7	20.6	15	9.5	5.3				16.2	12.1	6.8	140
145				50.8	43.2	36	29.5	23.4	18.3	12.8			31.1	25.6	20.5	15	9.5	5.3				16.1	12.1	6.8	145
150				49	43.1	35.9	29.5	23.4	18.2	12.7			30.8	25.4	20.4	15	9.5	5.3				16.1	12.1	6.8	150
155					43	35.7	29.5	23.4	18.2	12.7				25.3	20.3	15	9.5	5.3				16.1	12.1	6.8	155
160					42.7	35.4	29.5	23.4	18.2	12.6				25.1	20.2	15	9.5	5.3					12.1	6.8	160
165					42	35.1	29.5	23.4	18.2	12.6				25	20.1	15	9.5	5.3					12	6.8	165
170					40.6	35.1	29.5	23.4	18.2	12.6				24.8	20.1	15	9.5	5.3					12	6.8	170
175						35.1	29.5	23.4	18.2	12.6				24.7	20	15	9.5	5.3					12	6.8	175
180						35	29.5	23.4	18.2	12.6					19.9	15	9.5	5.3						6.8	180
185						34.5	29.4	23.4	18.2	12.6					19.8	15	9.5	5.3						6.8	185
190						33.4	29.4	23.4	18.2	12.6					19.7	15	9.5	5.3						6.8	190
195							29.4	23.4	18.2	12.6					19.6	15	9.5	5.3						6.8	195
200							29.4	23.4	18.2	12.6						15	9.5	5.3						6.8	200
205							29.1	23.4	18.2	12.6						15	9.5	5.3							205
210							28.2	23.4	18.2	12.6						15	9.5	5.3							210
215							27.3	23.4	18.2	12.6						15	9.5	5.3							215
220								23.4	18.2	12.6						15	9.5	5.3							220
225								23.3	18.2	12.6							9.5	5.3							225
230								23	18.2	12.6							9.5	5.3							230
235								22.2	18.2	12.6							9.5	5.3							235
240									18.2	12.6							9.5	5.3							240
245									18.2	12.6								5.3							245
250									18.2	12.6								5.3							250
255									18.1	12.6								5.3							255
260									17.5	12.6								5.3							260
265										12.6								5.3							265
270										12.6															270
275										12.6															275
280										12.6															280

* adapter · pièce d'adaptateur

TAB 146494



Lifting capacities Forces de levage

TN



ft	51 ft + 13 ft*											84 ft + 13 ft*											ft	
	46ft	69ft	92ft	115ft	138ft	161ft	184ft	207ft	230ft	253ft	276ft	46ft	69ft	92ft	115ft	138ft	161ft	184ft	207ft	230ft	253ft	276ft		
38	217																						38	
40	217																							40
45	213	185																						45
50	195	184										174												50
55		176	151									166	149											55
60		160	150									151	147											60
65		146	144	121								138	135											65
70		135	134	119									125	116										70
75		125	124	117	96								117	112	96									75
80			115	114	95.5								109	105	95.5									80
85			108	106	94	78.5							101	98	94									85
90			101	99.5	93	78								92.5	89	77								90
95			94.5	93.5	90.5	77	63							87.5	84	76.5	63							95
100				87.5	86.5	76	63							82.5	79.5	75.5	63							100
105				82.5	81.5	75.5	62							78	75	72.5	63							105
110				78	77	74.5	61.5	52						73.5	71.5	69	62.5	51.2						110
115				74	73	72	61	51.6	42.1					68	65.5	62	51	42.3						115
120				70.5	69.5	68.5	60.5	51.2	41.9					65	62.5	60	50.8	42.2						120
125				66	65	59.8	50.7	41.5						62	59.8	57.5	50.6	42						125
130				62.5	62	59.6	50.3	41.2	34.1					58.9	57.3	55	50.4	41.8	34					130
135				59.8	59.1	57.6	49.9	40.8	33.6	27.6				54.9	52.7	49.9	41.7	33.9	28.1					135
140				57.1	56.4	55	49.5	40.5	33	27.5				52.5	50.5	48.7	41.6	33.8	28					140
145					53.8	52.5	49.3	40.2	32.4	27.3				50.2	48.5	46.7	41.4	33.7	28					145
150					51.5	50.2	49.1	39.9	31.8	27.1				48	46.6	44.8	41.3	33.5	27.9	22.1				150
155					49.4	48	47.4	39.6	31.3	26.8				45.9	44.8	43.1	40.7	33.4	27.9	22.1				155
160					47.3	46	45.3	39.5	30.7	26.5					43	41.4	39.6	33.3	27.9	22				160
165					45.4	44.1	43.4	39.4	30.2	26.1					41.2	39.9	38	33.2	27.8	22				165
170					43.6	42.3	41.6	39.4	29.7	25.8					39.6	38.5	36.6	33.1	27.7	22				170
175						40.7	40	38.4	29.2	25.4					38	37	35.3	32.8	27.4	22				175
180						39.1	38.4	37	28.8	25.1						35.5	34	31.9	27.1	22				180
185						37.6	36.9	35.5	28.5	24.8						34.1	32.8	30.8	26.9	22				185
190						36.2	35.5	34.1	28.1	24.5						32.8	31.7	29.6	26.6	22				190
195							34.1	32.8	27.7	24.2						31.5	30.5	28.6	26.3	21.9				195
200							32.9	31.5	27.4	24						30.4	29.3	27.6	25.8	21.9				200
205							31.7	30.3	27	23.7							28.2	26.6	25.1	21.9				205
210							30.5	29.2	26.7	23.5							27.1	25.7	24.2	21.9				210
215							29.4	28.1	26.3	23.3							26.1	24.7	23.3	21.9				215
220								27.1	25.8	23.1							25.1	23.7	22.5	21.3				220
225								26.1	25.1	22.8								22.8	21.7	20.5				225
230								25.1	24.2	22.6								21.9	20.9	19.8				230
235								24.2	23.3	21.9								21.1	20.1	19				235
240									22.4	21.1								20.3	19.3	18.3				240
245									21.6	20.3									18.5	17.6				245
250									20.8	19.5									17.8	16.9				250
255									20	18.7									17.1	16.2				255
260									18.7	18									16.5	15.5				260
265										17.3									15.8	14.9				265
270										16.6										14.2				270
275										16										13.6				275
280										15.4										13.1				280
285																				12.5				285

* adapter · pièce d'adaptateur

TAB 146497

Lifting capacities Forces de levage

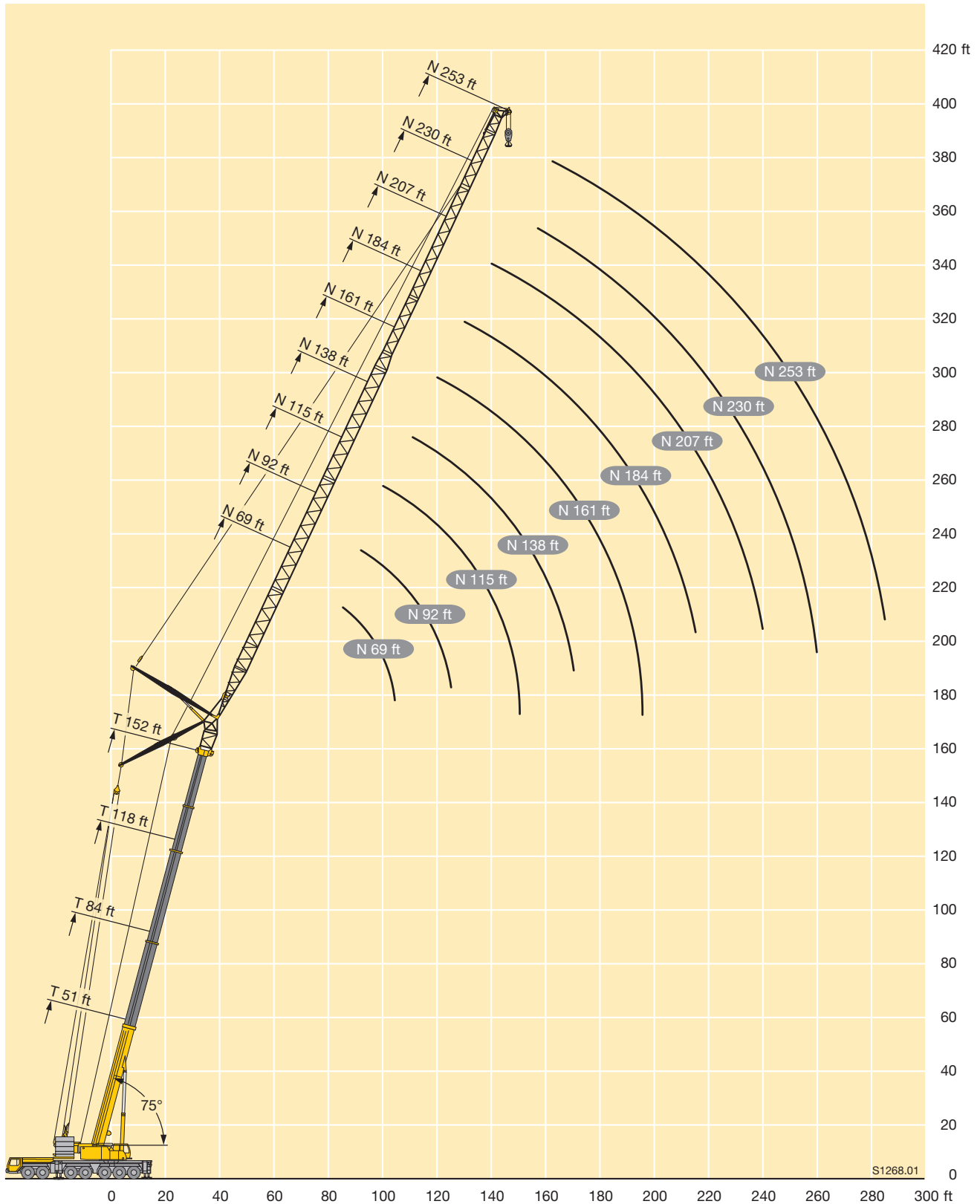
TN



ft	118 ft + 13 ft*										152 ft + 13 ft*							186 ft + 13 ft*						ft		
	69ft	92ft	115ft	138ft	161ft	184ft	207ft	230ft	253ft	276ft	69ft	92ft	115ft	138ft	161ft	184ft	207ft	230ft	253ft	69ft	92ft	115ft	138ft		161ft	184ft
70	91																								70	
75	88.5	78																								75
80	84.5	77																								80
85	81	74.5																								85
90	78	72	63								55.9															90
95	75	69.5	62	53.1							54.1	47														95
100		67	60.5	52.9							52.3	46.3									33					100
105		65	58.9	52							50.6	45.1	37.8								32.7	26.5				105
110		63	57.4	51	43.6						43.9	37.8									31.5	26.5				110
115		61	55.8	50	43.4	35.1					42.7	36.9	31.1								30.4	25.8				115
120			54.3	48.9	42.9	35					41.5	36.1	30.7								25.1	20.4				120
125			52.8	47.9	42.3	35					40.3	35.3	30.1	25							24.4	20.2				125
130			51.4	46.7	41.6	34.9	28.6				34.5	29.5	25								23.7	19.8				130
135			49.9	45.5	40.9	34.7	28.6				33.6	28.8	24.6	19.8							22.9	19.3	15.3			135
140				44.4	40.1	34.4	28.5	22.6			32.8	28.3	24.2	19.7							22.2	18.7	15	10.9		140
145				43.3	39.2	33.9	28.4	22.6			32.1	27.7	23.7	19.4	14.3							18.2	14.6	10.9		145
150				42.3	38.4	33.4	28.3	22.6	18		31.3	27	23.3	19.2	14.3							17.6	14.3	10.9		150
155				40.9	37.6	32.9	28.2	22.6	18		30.8	26.4	22.9	18.8	14.3							17.1	13.9	10.9	6.1	155
160				39.4	36.8	32.3	28	22.6	18	12.1		25.9	22.5	18.5	14.3	9						16.6	13.5	10.9	6.1	160
165					35.9	31.7	27.6	22.6	18	12.1		25.3	22.1	18.2	14.3	9	4.9						13.1	10.8	6.1	165
170					34.8	31.1	27.3	22.6	18	12.1		24.8	21.6	17.8	14.3	9	4.9						12.7	10.5	6.1	170
175					34.8	31.1	27.3	22.6	18	12.1		24.4	21.2	17.5	14.3	9	4.9						12.4	10.3	6.1	175
180					33.6	30.5	26.9	22.5	18	12.1			20.8	17.2	14	9	4.9						12	10	6.1	180
185					32.4	29.9	26.5	22.4	18	12.1				20.5	16.9	13.8	9	4.9					11.7	9.8	6.1	185
190						29.2	26.1	22.1	18	12.1				20.2	16.6	13.5	9	4.9						9.6	6.1	190
195						28.2	25.7	21.8	18	12.1				19.9	16.3	13.3	9	4.9						9.3	6.1	195
200						27.2	25.3	21.5	18	12.1				19.8	16	13.1	9	4.9						9.1	6.1	200
205						26.3	24.9	21.2	18	12.1					15.7	12.9	9	4.9					8.9	6.1		205
210						25.5	24.3	20.8	17.9	12.1					15.5	12.6	9	4.9						6.1		210
215							23.5	20.5	17.6	12.1					15.3	12.4	9	4.9						6.1		215
220							22.7	20.2	17.3	12.1					15.2	12.2	9	4.9						6.1		220
225							21.9	19.8	17	12.1						12	9	4.9						6		225
230							21.2	19.3	16.8	12.1						11.8	9	4.9						5.8		230
235								18.6	16.5	12.1						11.7	9	4.9								235
240								18	16.2	12.1						11.7	9	4.9								240
245								17.3	15.9	12.1						11.6	8.9	4.9								245
250								16.7	15.4	12.1							8.8	4.9								250
255								16.2	14.8	12.1							8.7	4.9								255
260								15.6	14.2	12.1							8.7	4.9								260
265									13.7	11.9							8.6	4.9								265
270									13.2	11.5								4.9								270
275									12.7	11								4.9								275
280									12.2	10.5								4.9								280
285									10.1									4.9								285
290									9.6									4.9								290
295									9.2																	295
300									8.8																	300
									8.5																	300

* adapter · pièce d'adaptateur

TAB 146497



Lifting capacities Forces de levage

TN



ft	51 ft + 13 ft*											84 ft + 13 ft*											ft	
	46ft	69ft	92ft	115ft	138ft	161ft	184ft	207ft	230ft	253ft	276ft	46ft	69ft	92ft	115ft	138ft	161ft	184ft	207ft	230ft	253ft	276ft		
50	179																						50	
55	171																							55
60	156																							60
65	143	140										129												65
70		131										120												70
75		121	120									111	103											75
80		112	111										101											80
85		105	104	102									94.5											85
90			97	95.5									89	83.5										90
95			91	89.5	84.5	83							83.5	80.5										95
100			85.5	84.5	83									76.5	69.5									100
105				79.5	78									72.5	69.5									105
110				75	74	71								68.5	66									110
115				71	70	68.5								65	62.5	58.4								115
120				67.5	66.5	65.5	57.2								59.8	57.4								120
125				64	63	62	57.1								57.1	54.7								125
130				61	60	59.2	56.6								54.5	52.4	49.5							130
135					57.2	56.4	54.8	47.2							52	50.1	47.9	44.9						135
140					54.6	53.8	52.4	47.1							49.6	48.1	45.9	44.1						140
145					52.2	51.4	50	46.8								46.1	44	42.2						145
150					49.9	49.2	47.8	46.4	38							44.1	42.3	40.5	38.2					150
155						47.1	45.7	44.9	37.9							42.2	40.6	38.9	37					155
160						45.1	43.8	43	37.7	30.6						40.5	39.1	37.4	35.5	31.1				160
165						43.3	41.9	41.2	37.6	30.5							37.6	35.9	34.1	31				165
170						41.5	40.2	39.5	37.5	30.1							36.1	34.6	32.7	30.5				170
175						39.9	38.6	37.8	36.3	29.6	24.8						34.6	33.3	31.5	29.4	25.9			175
180							37.1	36.3	34.9	29.2	24.8						33.2	32.1	30.3	28.2	25.9			180
185							35.6	34.9	33.5	28.8	24.8						31.9	30.9	29.2	27.1	25.6			185
190							34.3	33.5	32.1	28.4	24.7						30.7	29.6	28.1	26.1	24.5			190
195							33	32.2	30.8	28.1	24.4							28.5	27.1	25.1	23.6	20.4		195
200								31	29.6	27.7	24.1							27.4	26.2	24.2	22.6	20.4		200
205								29.8	28.5	27.2	23.9							26.3	25.2	23.3	21.8	20.2		205
210								28.7	27.4	26.4	23.7								24.2	22.4	20.9	19.7		210
215								27.7	26.3	25.3	23.4								23.2	21.6	20.1	18.9		215
220								26.7	25.3	24.3	22.8								22.3	20.8	19.4	18.2		220
225									24.4	23.4	22								21.5	20	18.6	17.4		225
230									23.5	22.5	21.1								20.7	19.2	17.9	16.7		230
235									22.6	21.6	20.3								19.9	18.4	17.3	16.1		235
240									21.8	20.8	19.4									17.7	16.6	15.4		240
245										20	18.6									17	15.9	14.8		245
250										19.2	17.9									16.3	15.2	14.2		250
255										18.5	17.2									15.7	14.6	13.6		255
260										17.8	16.5										14	13		260
265										17.2	15.8										13.4	12.4		265
270											15.2										12.8	11.8		270
275											14.6										12.3	11.4		275
280											14										11.9	10.9		280
285											13.4											10.4		285
290																						10		290
295																						9.6		295
300																						9.2		300

* adapter · pièce d'adaptateur

TAB 146500

Lifting capacities Forces de levage

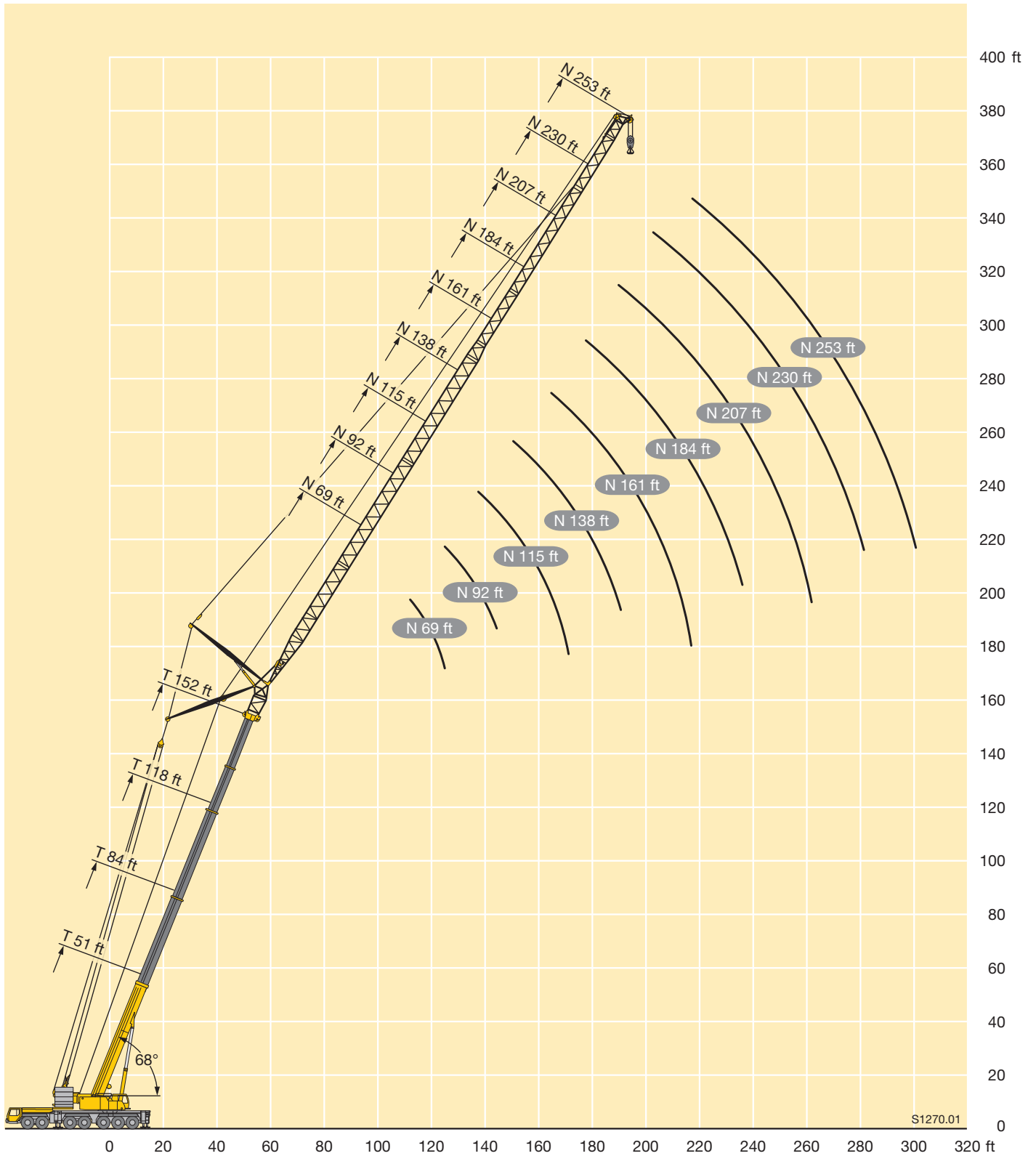
TN



ft	118 ft + 13 ft*									152 ft + 13 ft*									186 ft + 13 ft*						ft	
	69ft	92ft	115ft	138ft	161ft	184ft	207ft	230ft	253ft	276ft	69ft	92ft	115ft	138ft	161ft	184ft	207ft	230ft	253ft	69ft	92ft	115ft	138ft	161ft		184ft
95	68																								95	
100	64.5	56																								100
105	61.5	56																								105
110	59	56								41.3																110
115		54.4	49.6							40.1																115
120		52.3	48.9							38.5	34.4															120
125		50.4	47.1								34.3															125
130		48.4	45.4	42.1							33									22.5						130
135			43.6	41							31.9	28								21.8						135
140			41.9	39.6	35.8						30.8	27.6								17.6						140
145			40.2	38.2	35.6							26.6								17.5						145
150			38.6	36.6	34.5							25.7	22.6							16.8						150
155			37.2	35.2	33.3	29.6						24.9	22							16.2	13.1					155
160				33.9	32	29.2						24.2	21.2	18.5						12.8						160
165				32.6	30.7	28.3						23.5	20.5	18.4						12.3						165
170				31.4	29.5	27.4	24.7					22.8	19.8	17.8						11.9	9.7					170
175				30.3	28.4	26.3	24.2						19.3	17.2	14.1					11.5	9.5					175
180					27.4	25.3	23.6	20					18.7	16.7	13.9					11.2	9.1	7.3				180
185					26.4	24.3	23	19.9					18.2	16.2	13.5						8.8	7.3				185
190					25.5	23.4	22.3	19.4					17.7	15.7	13	11					8.6	7				190
195					24.6	22.5	21.4	18.9	16.3					15.3	12.6	10.7					8.3	6.8	4.8			195
200					23.8	21.7	20.6	18.4	16					14.8	12.2	10.4	8.1				8	6.5	4.6			200
205						20.9	19.8	17.9	15.6	12.1				14.4	11.9	10.1	8						6.3	4.4		205
210						20.2	19.1	17.1	15.2	12.1				14	11.6	9.8	7.8						6.1	4.2		210
215						19.5	18.4	16.4	14.8	11.9				13.8	11.3	9.6	7.5	4.9					5.9	4		215
220						18.8	17.7	15.8	14.3	11.7					11	9.3	7.3	4.9					5.6	3.8		220
225							17	15.1	13.8	11.4						10.7	9	7	4.9				5.4	3.6		225
230							16.4	14.5	13.1	11.2						10.5	8.8	6.8	4.9					3.4		230
235							15.8	13.9	12.6	10.7						10.3	8.5	6.6	4.9					3.2		235
240							15.3	13.4	12	10.2							8.3	6.4	4.8					3		240
245							14.7	12.8	11.5	9.7							8.1	6.2	4.7					2.8		245
250								12.3	11	9.2							7.9	6	4.5							250
255								11.8	10.5	8.7							7.7	5.8	4.4							255
260								11.4	10	8.3							7.6	5.6	4.2							260
265								10.9	9.6	7.8								5.4	4							265
270									9.1	7.4									5.2	3.8						270
275									8.7	7									5	3.6						275
280									8.3	6.6									4.9	3.5						280
285									7.9	6.2										3.3						285
290									7.6	5.8										3.1						290
295									7.2	5.4										3						295
300										5.1										2.9						300
305										4.8																305
310										4.5																310

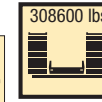
* adapter · pièce d'adaptateur

TAB 146500



Lifting capacities Forces de levage

TYSN



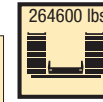
ft	118 ft + 13 ft*					152 ft + 13 ft*					186 ft + 13 ft*		ft
	184ft	207ft	230ft	253ft	276ft	184ft	207ft	230ft	253ft	276ft	184ft	207ft	
90	54.1												90
95	54.1	44.5				43.7					34		95
100	54.1	44.5	36			43.7	36.1				34	21.8	100
105	54.1	44.5	36	30		43.7	36.1	28.2			34	21.8	105
110	54.1	44.5	36	30		43.6	36.1	28.2			34	21.8	110
115	54.1	44.5	36	30	23.5	42.8	36.1	28.2	22.6		33.3	21.8	115
120	53.7	44.5	36	30	23.5	41.6	36.1	28.2	22.6	17.2	32.3	21.8	120
125	52.5	44.5	36	30	23.5	40.4	36	28.2	22.6	17.2	31.2	21.8	125
130	51.3	44.5	36	30	23.5	39.3	35	28.2	22.6	17.2	30.2	21.8	130
135	50.2	44.4	36	30	23.5	38.3	34.1	28.2	22.6	17.2	29.2	21.8	135
140	49.1	44	36	30	23.5	37.3	33.2	28.2	22.6	17.2	28.3	21.8	140
145	48	43.2	36	30	23.5	36.3	32.4	28.1	22.6	17.2	27.5	21.8	145
150	47	42.4	36	30	23.5	35.4	31.7	27.6	22.6	17.2	26.7	21.8	150
155	46.1	41.6	35.7	29.9	23.5	34.5	31	27.1	22.6	17.2	25.9	21.8	155
160	45.3	40.9	35.3	29.8	23.5	33.7	30.3	26.5	22.6	17.2	25.1	21.8	160
165	44.4	40.1	34.8	29.5	23.5	33	29.6	26	22.5	17.2	24.4	21.7	165
170	43.3	39.4	34.2	29.1	23.5	32.6	29	25.5	22	17.2	23.7	21.1	170
175	41.6	38.8	33.7	28.7	23.5	32.5	28.3	25	21.6	17.2	23.3	20.5	175
180	39.9	38.4	33.2	28.2	23.5	32.5	27.7	24.5	21.2	17.2	23	20	180
185	38.2	37.9	32.8	27.9	23.5	32.3	27.3	24	20.8	17.1	22.7	19.4	185
190	36.6	36.9	32.3	27.5	23.5	32	27.2	23.5	20.5	16.9	22.5	18.9	190
195		35.4	31.9	27.1	23.4	31	27.2	23.1	20.1	16.6	22.3	18.6	195
200		34	31.7	26.8	23.3		27.1	22.7	19.7	16.3	22.1	18.5	200
205		32.6	31.5	26.5	23.1		27	22.5	19.4	16		18.3	205
210		31.3	30.9	26.1	22.9		26.8	22.4	19.1	15.7		18.1	210
215		29.8	29.7	25.8	22.7		26.1	22.4	18.7	15.4		18	215
220			28.5	25.6	22.5		24.9	22.3	18.5	15.1		17.8	220
225			27.4	25.4	22.2			22.3	18.4	14.8			225
230			26.3	25.1	22			22	18.3	14.5			230
235			25.2	24.4	21.9			21.4	18.3	14.2			235
240				23.5	21.7			20.5	18.3	14.1			240
245				22.6	21.5				18.2	14			245
250				21.7	21.2				18.1	14			250
255				20.8	20.4				17.6	14			255
260				19.6	19.6				16.9	14			260
265					18.8				16.1	13.9			265
270					18					13.9			270
275					17.2					13.8			275
280					16.5					13.3			280
285										12.7			285

* adapter · pièce d'adaptateur

TAB 146519

Lifting capacities Forces de levage

TYSN



85%

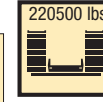
ft	118 ft + 13 ft*							152 ft + 13 ft*							186 ft + 13 ft*					ft			
	115 ft	138 ft	161 ft	184 ft	207 ft	230 ft	253 ft	276 ft	115 ft	138 ft	161 ft	184 ft	207 ft	230 ft	253 ft	276 ft	115 ft	138 ft	161 ft		184 ft	207 ft	
55	105																						55
60	104																						60
65	104	82							81.5														65
70	100	82	66.5						78.5	66.5													70
75	97	82	66.5						76	66.5	55.8												75
80	94	82	66.5						73	66	55.8												80
85	91	81.5	66.5						70.5	64	55.8												85
90	88.5	79	66.5	54.1					68	61.5	55.4												90
95	85.5	77	66.5	54.1	44.5				66	59.6	54.3	43.7											95
100	82	74.5	66	54.1	44.5	36			64	57.6	52.6	43.7	36.1										100
105	78	72.5	65.5	54.1	44.5	36	30		62	55.8	51	43.7	36.1	28.2									105
110	74.5	70.5	63.5	54.1	44.5	36	30		60	54.1	49.5	43.6	36.1	28.2									110
115	70.5	69	62	54.1	44.5	36	30	23.5	59.1	52.5	48.1	42.8	36.1	28.2	22.6								115
120	66.5	66.5	60.5	53.7	44.5	36	30	23.5	58.1	50.9	46.7	41.6	36.1	28.2	22.6	17.2							120
125		64.5	59.1	52.5	44.5	36	30	23.5	57	49.5	45.4	40.4	36	28.2	22.6	17.2							125
130		61.5	57.7	51.3	44.5	36	30	23.5	54.6	48.3	44.2	39.3	35	28.2	22.6	17.2							130
135		58.5	56.3	50.2	44.4	36	30	23.5		47.7	43	38.3	34.1	28.2	22.6	17.2							135
140		55.7	55	49.1	44	36	30	23.5		47.2	41.9	37.3	33.2	28.2	22.6	17.2							140
145		52.8	53.5	48	43.2	36	30	23.5		46.7	40.8	36.3	32.4	28.1	22.6	17.2							145
150		49	51.7	47	42.4	36	30	23.5		45.6	40.1	35.4	31.7	27.6	22.6	17.2							150
155			49.5	46.1	41.6	35.7	29.9	23.5			39.8	34.5	31	27.1	22.6	17.2							155
160			47.3	45.3	40.9	35.3	29.8	23.5			39.6	33.7	30.3	26.5	22.6	17.2							160
165			45.2	44.4	40.1	34.8	29.5	23.5			39.3	33	29.6	26	22.5	17.2							165
170			43.1	43.3	39.4	34.2	29.1	23.5			38.6	32.6	29	25.5	22	17.2							170
175				41.6	38.8	33.7	28.7	23.5			36.9	32.5	28.3	25	21.6	17.2							175
180				39.9	38.4	33.2	28.2	23.5				32.5	27.7	24.5	21.2	17.2							180
185				38.2	37.9	32.8	27.9	23.5				32.3	27.3	24	20.8	17.1							185
190				36.6	36.9	32.3	27.5	23.5				32	27.2	23.5	20.5	16.9							190
195					35.4	31.9	27.1	23.4				31	27.2	23.1	20.1	16.6							195
200					34	31.7	26.8	23.3					27.1	22.7	19.7	16.3							200
205					32.6	31.5	26.5	23.1					27	22.5	19.4	16							205
210					31.3	30.9	26.1	22.9					26.8	22.4	19.1	15.7							210
215					29.8	29.7	25.8	22.7					26.1	22.4	18.7	15.4							215
220						28.5	25.6	22.5					24.9	22.3	18.5	15.1							220
225						27.4	25.4	22.2						22.3	18.4	14.8							225
230						26.3	25.1	22						22	18.3	14.5							230
235						25.2	24.4	21.9						21.4	18.3	14.2							235
240							23.5	21.7						20.5	18.3	14.1							240
245							22.6	21.5							18.2	14							245
250							21.7	21.2							18.1	14							250
255							20.8	20.4							17.6	14							255
260							19.6	19.6							16.9	14							260
265								18.8							16.1	13.9							265
270								18								13.9							270
275								17.2								13.8							275
280								16.5								13.3							280
285																12.7							285

* adapter · pièce d'adaptateur

TAB 146501

Lifting capacities Forces de levage

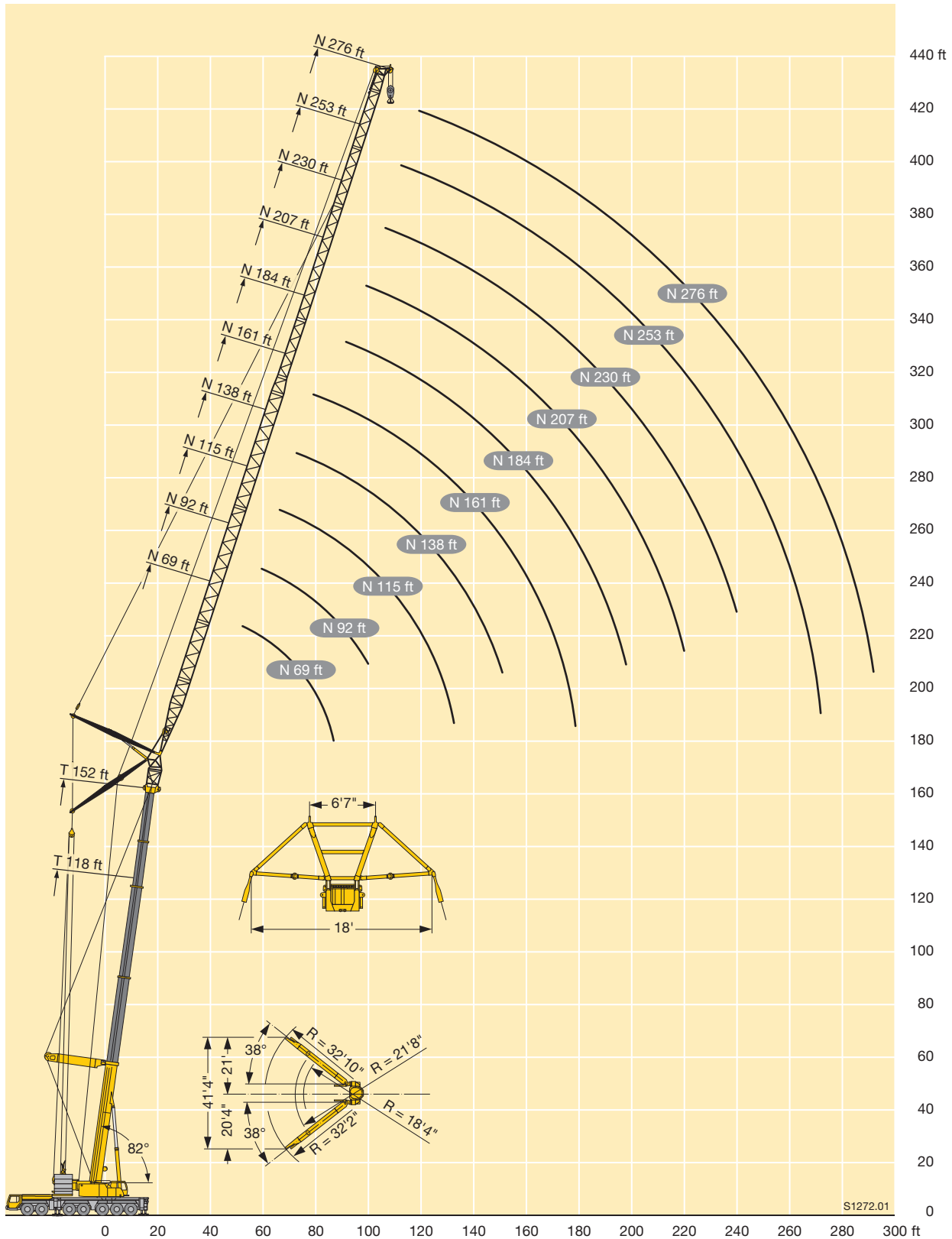
TYSN



ft	118 ft + 13 ft*								152 ft + 13 ft*								186 ft + 13 ft*						ft								
	69 ft	92 ft	115 ft	138 ft	161 ft	184 ft	207 ft	230 ft	253 ft	276 ft	69 ft	92 ft	115 ft	138 ft	161 ft	184 ft	207 ft	230 ft	253 ft	276 ft	69 ft	92 ft		115 ft	138 ft	161 ft	184 ft	207 ft			
45	154																													45	
50	147	129									113																			50	
55	139	127	105								110	96											84							55	
60	131	122	104								104	95											83.5							60	
65	123	117	104	82							99.5	91	81.5										79.5	72.5						65	
70	116	112	100	82	66.5						95.5	87	78.5	66.5									75.5	70	62.5					70	
75	109	107	97	82	66.5						92	83.5	76	66.5	55.8								72.5	67	61	53.6				75	
80		102	94	82	66.5						89	80.5	73	66	55.8								69.5	64	58.4	53.2				80	
85		97	91	81.5	66.5						87	77.5	70.5	64	55.8								67	61.5	56.1	51.2	46.1			85	
90		92	88.5	79	66.5	54.1					74.5	68	61.5	55.4									66	59	53.9	49.4	44.7			90	
95		87	85.5	77	66.5	54.1	44.5				72.5	66	59.6	54.3	43.7								56.9	51.9	47.6	43.3	34			95	
100		81.5	82	74.5	66	54.1	44.5	36			71	64	57.6	52.6	43.7	36.1							54.9	50	45.8	41.8	34	21.8		100	
105			78	72.5	65.5	54.1	44.5	36	30			62	55.8	51	43.7	36.1	28.2						53.4	48.3	44.2	40.4	34	21.8		105	
110			74.5	70.5	63.5	54.1	44.5	36	30			60	54.1	49.5	43.6	36.1	28.2						52.3	46.7	42.7	39	34	21.8		110	
115			70.5	68.5	62	54.1	44.5	36	30	23.5			59.1	52.5	48.1	42.8	36.1	28.2	22.6					45.2	41.3	37.7	33.3	21.8		115	
120			66.5	66	60.5	53.7	44.5	36	30	23.5			58.1	50.9	46.7	41.6	36.1	28.2	22.6	17.2				43.9	40	36.4	32.3	21.8		120	
125			63	59.1	52.5	44.5	36	30	23.5				57	49.5	45.4	40.4	36	28.2	22.6	17.2				43.1	38.7	35.3	31.2	21.8		125	
130			60.5	57.7	51.3	44.5	36	30	23.5				54.6	48.3	44.2	39.3	35	28.2	22.6	17.2				42.5	37.5	34.2	30.2	21.8		130	
135			58.2	55.7	50.2	44.4	36	30	23.5					47.7	43	38.3	34.1	28.2	22.6	17.2				42.1	36.4	33.1	29.2	21.8		135	
140			55.7	53.6	49.1	44	36	30	23.5					47.2	41.9	37.3	33.2	28.2	22.6	17.2					35.5	32.1	28.3	21.8		140	
145			52.8	51.6	48	43.2	36	30	23.5					46.7	40.8	36.3	32.4	28.1	22.6	17.2					35	31.1	27.5	21.8		145	
150			49	49.6	47	42.4	36	30	23.5					45.6	40.1	35.4	31.7	27.6	22.6	17.2					34.5	30.2	26.7	21.8		150	
155				47.9	45.8	41.6	35.7	29.9	23.5						39.8	34.5	31	27.1	22.6	17.2					34	29.5	25.9	21.8		155	
160				46	44.4	40.9	35.3	29.8	23.5						39.6	33.7	30.3	26.5	22.6	17.2						29	25.1	21.8		160	
165				44.2	42.8	40.1	34.8	29.5	23.5						39.3	33	29.6	26	22.5	17.2						28.6	24.4	21.7		165	
170				42.4	41.3	39.3	34.2	29.1	23.5						38.6	32.6	29	25.5	22	17.2						28.3	23.7	21.1		170	
175					39.8	38	33.7	28.7	23.5						36.9	32.5	28.3	25	21.6	17.2						28	23.3	20.5		175	
180					38.3	36.7	33.2	28.2	23.5							32.5	27.7	24.5	21.2	17.2						23	20			180	
185					36.8	35.5	32.8	27.9	23.5							32.3	27.3	24	20.8	17.1								22.7	19.4		185
190					35.4	34.3	32.2	27.5	23.5							32	27.2	23.5	20.5	16.9								22.5	18.9		190
195						33	31.1	27.1	23.4							31	27.2	23.1	20.1	16.6								22.3	18.6		195
200						31.8	30.1	26.8	23.3								27.1	22.7	19.7	16.3								22.1	18.5		200
205						30.6	29	26.5	23.1								27	22.5	19.4	16									18.3		205
210						29.5	28	26.1	22.9									26.8	22.4	19.1	15.7								18.1		210
215						28.4	27	25.8	22.7									26.1	22.4	18.7	15.4								18		215
220						26	25.3	22.5										24.9	22.3	18.5	15.1								17.8		220
225						25	24.5	22.2											22.3	18.4	14.8										225
230						24.1	23.6	22											22	18.3	14.5										230
235						23.2	22.7	21.3											21.4	18.3	14.2										235
240							21.9	20.5											20.5	18.3	14.1										240
245							21	19.7												18.2	14										245
250							20.3	19												18.1	14										250
255							19.5	18.2												17.6	14										255
260							18.8	17.5												16.9	14										260
265								16.8												16.1	13.9										265
270								16.2													13.9										270
275								15.5													13.8										275
280								14.9													13.3										280
285																					12.7										285

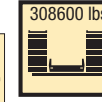
* adapter · pièce d'adaptateur

TAB 146503



Lifting capacities Forces de levage

TYSN



85%

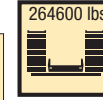
ft	118 ft + 13 ft*					152 ft + 13 ft*					186 ft + 13 ft*		ft
	184ft	207ft	230ft	253ft	276ft	184ft	207ft	230ft	253ft	276ft	184ft	207ft	
115	50												115
120	49.5												120
125	48.2												125
130	47	41.7				34.2							130
135	45.8	41	34.9			33.3	29.3						135
140	44.6	40	34.6			32.2	28.9				22.5		140
145	43.5	39	33.8			31.1	28				22.4		145
150	42.5	38.2	33.1	28.8		30.1	27.1	23.7			21.5	18.7	150
155	41.6	37.3	32.5	28.4		29.1	26.3	23.2			20.6	18.1	155
160	40.8	36.4	31.8	27.9		28.3	25.5	22.5	19.1		19.8	17.4	160
165	40.1	35.7	31.2	27.4	22.6	27.6	24.7	21.9	19		19	16.7	165
170	39.3	35.1	30.6	26.9	22.6	27	23.9	21.3	18.5	15	18.3	16	170
175	38.6	34.5	30	26.4	22.4	26.4	23.3	20.7	18	14.6	17.7	15.4	175
180	37.9	34	29.5	26	22.1	25.8	22.7	20.1	17.5	14.3	17.2	14.8	180
185	37.3	33.5	29	25.6	21.8	25.2	22.2	19.6	17.1	13.9	16.7	14.2	185
190	36.7	32.9	28.6	25.1	21.5	24.6	21.8	19.1	16.6	13.5	16.2	13.8	190
195	36.4	32.4	28.1	24.7	21.2	24.1	21.3	18.6	16.2	13.1	15.7	13.4	195
200	35.7	32	27.7	24.4	20.9	23.8	20.8	18.2	15.7	12.8	15.3	13	200
205	34.7	31.5	27.3	24	20.6	23.6	20.4	17.8	15.3	12.5	14.8	12.6	205
210		31.1	26.9	23.7	20.3	23.6	19.9	17.4	15	12.1	14.4	12.3	210
215		31	26.5	23.3	20	23.6	19.5	17	14.6	11.8	14.3	11.9	215
220		30.2	26.1	23	19.7		19.3	16.6	14.3	11.5	14.3	11.6	220
225		29.2	25.8	22.6	19.4		19.1	16.2	14	11.3	14.3	11.3	225
230			25.5	22.3	19.1		19.1	15.8	13.6	11		10.9	230
235			25.5	22	18.9		19.1	15.5	13.3	10.8		10.9	235
240			24.9	21.7	18.6		19.1	15.3	13	10.5		10.9	240
245			24.1	21.4	18.3			15.2	12.7	10.3		10.9	245
250			23.2	21.1	18.1			15.2	12.4	10.1			250
255			22.5	21.1	17.8			15.2	12.1	9.9			255
260				20.9	17.6			15.2	11.9	9.6			260
265				20.4	17.4				11.8	9.4			265
270				19.7	17.2				11.8	9.2			270
275				18.8	17.2				11.8	8.9			275
280					16.9				11.8	8.7			280
285					16.4				11.8	8.7			285
290					15.8					8.7			290
295					15.2					8.7			295
300					14.5					8.7			300
305										8.7			305

* adapter · pièce d'adaptateur

TAB 146521

Lifting capacities Forces de levage

TYSN



85%

ft	118 ft + 13 ft*							152 ft + 13 ft*							186 ft + 13 ft*					ft			
	115 ft	138 ft	161 ft	184 ft	207 ft	230 ft	253 ft	276 ft	115 ft	138 ft	161 ft	184 ft	207 ft	230 ft	253 ft	276 ft	115 ft	138 ft	161 ft		184 ft	207 ft	
90	79.5																						90
95	78	69.5							56.9														95
100	75	68.5							56.2														100
105	72.5	66.5							54														105
110	70	64.5	58						51.9	47.2													110
115	68	62.5	56.9	50					50	46	41.7												115
120	66.5	60.5	55.2	49.5					48.4	44.3	41.2												120
125	64.5	58.7	53.7	48.2					46.9	42.7	39.7												125
130	61.5	57.3	52.2	47	41.7				45.5	41.2	38.4	34.2											130
135	58.8	55.8	50.8	45.8	41	34.9			44.2	39.9	37.1	33.3	29.3										135
140		54.3	49.6	44.6	40	34.6			43.2	38.8	35.8	32.2	28.9										140
145		52.6	48.4	43.5	39	33.8			42.6	37.7	34.7	31.1	28										145
150		50.4	47.4	42.5	38.2	33.1	28.8		42.6	36.6	33.8	30.1	27.1	23.7									150
155		48.3	46.3	41.6	37.3	32.5	28.4			35.6	33	29.1	26.3	23.2									155
160		46.4	45	40.8	36.4	31.8	27.9			34.9	32.1	28.3	25.5	22.5	19.1								160
165			43.4	40.1	35.7	31.2	27.4	22.6		34.4	31.4	27.6	24.7	21.9	19								165
170			41.7	39.3	35.1	30.6	26.9	22.6		34.4	30.6	27	23.9	21.3	18.5	15							170
175			40.1	38.6	34.5	30	26.4	22.4			29.9	26.4	23.3	20.7	18	14.6							175
180			38.6	37.5	34	29.5	26	22.1			29.4	25.8	22.7	20.1	17.5	14.3							180
185				36.1	33.5	29	25.6	21.8			29.1	25.2	22.2	19.6	17.1	13.9							185
190				34.7	32.9	28.6	25.1	21.5			29.1	24.6	21.8	19.1	16.6	13.5							190
195				33.4	32.1	28.1	24.7	21.2			29.1	24.1	21.3	18.6	16.2	13.1							195
200				32.2	31	27.7	24.4	20.9				23.8	20.8	18.2	15.7	12.8							200
205				31	29.9	27.3	24	20.6				23.6	20.4	17.8	15.3	12.5							205
210					28.7	26.9	23.7	20.3				23.6	19.9	17.4	15	12.1							210
215					27.7	26.1	23.3	20				23.6	19.5	17	14.6	11.8							215
220					26.7	25.2	23	19.7					19.3	16.6	14.3	11.5							220
225					25.8	24.3	22.6	19.4					19.1	16.2	14	11.3							225
230						23.3	22.3	19.1					19.1	15.8	13.6	11							230
235						22.5	21.9	18.9					19.1	15.5	13.3	10.8							235
240						21.6	21.1	18.6					19.1	15.3	13	10.5							240
245						20.9	20.3	18.3						15.2	12.7	10.3							245
250						20.1	19.6	18						15.2	12.4	10.1							250
255						19.4	18.8	17.4						15.2	12.1	9.9							255
260							18.1	16.7						15.2	11.9	9.6							260
265							17.4	16.1							11.8	9.4							265
270							16.8	15.4							11.8	9.2							270
275							16.1	14.8							11.8	8.9							275
280								14.2							11.8	8.7							280
285								13.6							11.8	8.7							285
290								13								8.7							290
295								12.5								8.7							295
300								12.1								8.7							300
305																8.7							305

* adapter · pièce d'adaptateur

TAB 146504

Lifting capacities Forces de levage

TYSN

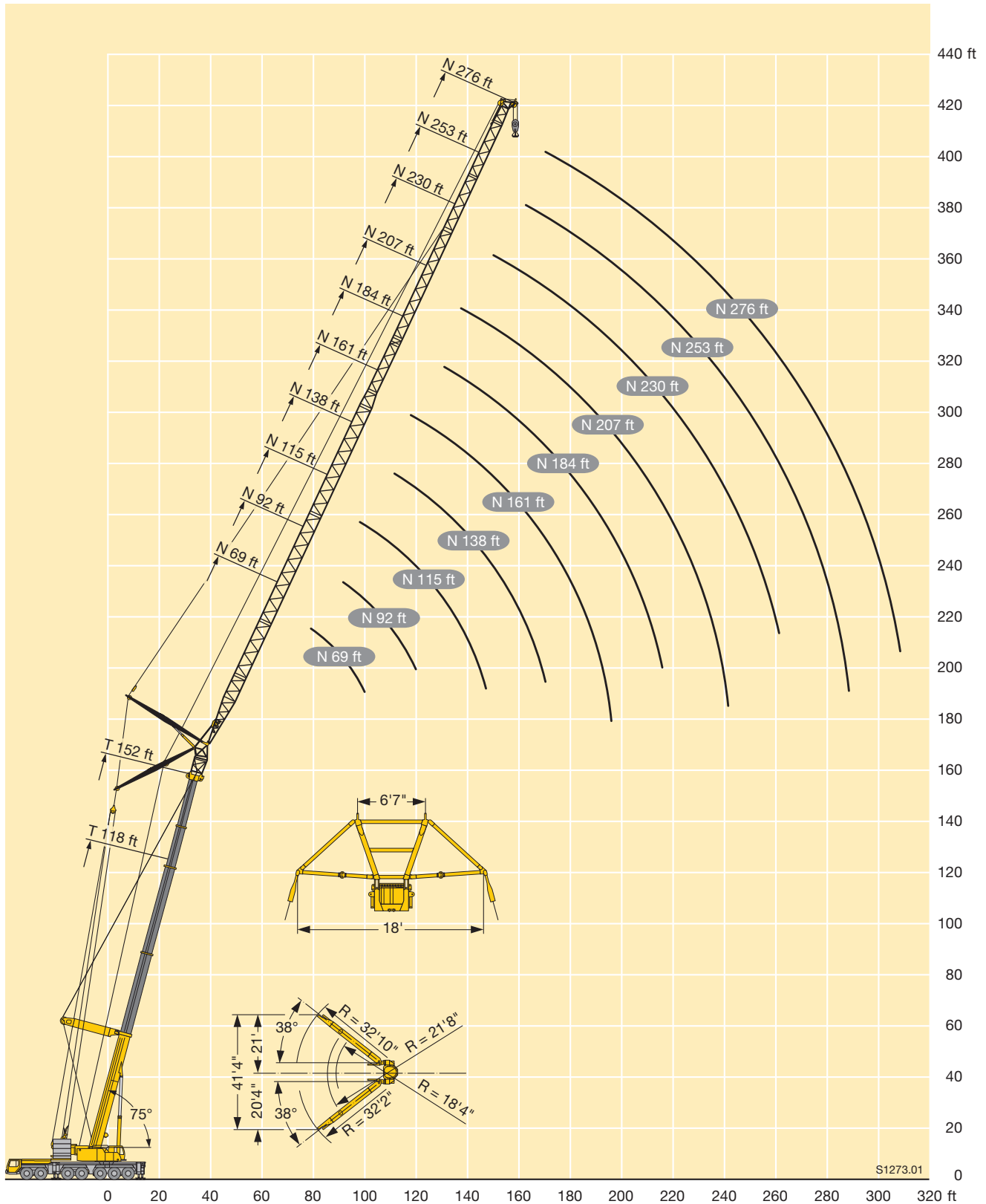


85%

ft	118 ft + 13 ft*										152 ft + 13 ft*										186 ft + 13 ft*						ft			
	69 ft	92 ft	115 ft	138 ft	161 ft	184 ft	207 ft	230 ft	253 ft	276 ft	69 ft	92 ft	115 ft	138 ft	161 ft	184 ft	207 ft	230 ft	253 ft	276 ft	69 ft	92 ft	115 ft	138 ft	161 ft	184 ft		207 ft		
70	111																												70	
75	106	96.5																											75	
80	99.5	95.5								77.5																			80	
85	93.5	89.5								74																			85	
90	88	84.5	79.5							70.5	65											54.6							90	
95	83.5	80	76.5	69.5						68	63	56.9										53							95	
100		75.5	72.5	68.5						65.5	60.5	56.2										50.6	47.3						100	
105		72	69	66.5						58.2	54											48.6	45.2						105	
110		68.5	65.5	63	58					56.2	51.9	47.2										46.8	43.2	39.2					110	
115		65.5	62.5	60	56.9	50				54.3	50	46	41.7									41.5	38.1	34.4					115	
120			59.6	57.2	54.9	49.5				52.8	48.4	44.3	41.2									40	36.5	33.8					120	
125			57	54.7	52.3	48.2				46.9	42.7	39.7										38.6	35	32.5					125	
130			54.6	52.3	50.1	47	41.7			45.5	41.2	38.4	34.2									37.3	33.8	31.2	28.3				130	
135			52.4	50.1	47.9	45.7	41	34.9		44.2	39.9	37.1	33.3	29.3								36.5	32.7	29.9	27.5				135	
140				48.1	45.9	44.2	40	34.6		43.2	38.8	35.8	32.2	28.9									31.6	28.8	26.4	22.5			140	
145				46.2	44.1	42.4	39	33.8		42.5	37.7	34.7	31.1	28									30.6	27.8	25.4	22.4			145	
150				44.4	42.3	40.6	38.2	33.1	28.8		41.6	36.6	33.8	30.1	27.1	23.7							29.6	27	24.4	21.5	18.7		150	
155				42.8	40.7	39	37	32.5	28.4			35.6	33	29.1	26.3	23.2							29.2	26.1	23.5	20.6	18.1		155	
160				41.1	39.2	37.5	35.6	31.8	27.9			34.9	32.1	28.3	25.5	22.5	19.1							25.3	22.7	19.8	17.4		160	
165				37.8	36.1	34.3	31.2	27.4	22.6			34.3	31.4	27.6	24.7	21.9	19							24.6	22.1	19	16.7		165	
170				36.4	34.8	32.9	30.6	26.9	22.6			33.7	30.6	27	23.9	21.3	18.5	15						23.8	21.4	18.3	16		170	
175				35.1	33.5	31.7	29.6	26.4	22.4				29.9	26.4	23.3	20.7	18	14.6						23.6	20.9	17.7	15.4		175	
180				33.7	32.3	30.5	28.4	26	22.1				29.4	25.8	22.7	20.1	17.5	14.3						23.5	20.3	17.2	14.8		180	
185					31.2	29.4	27.3	25.6	21.8				28.9	25.2	22.2	19.6	17.1	13.9							19.7	16.7	14.2		185	
190					30.1	28.4	26.3	25.1	21.5				28.1	24.6	21.8	19.1	16.6	13.5							19.2	16.2	13.8		190	
195					29	27.4	25.3	24.4	21.2				27.2	24.1	21.3	18.6	16.2	13.1							19	15.7	13.4		195	
200					27.8	26.4	24.4	23.6	20.9					23.8	20.8	18.2	15.7	12.8								18.9	15.3	13		200
205					26.8	25.5	23.5	22.7	20.5					23.3	20.4	17.8	15.3	12.5									14.8	12.6		205
210						24.6	22.7	21.8	20					22.6	19.9	17.4	15	12.1									14.4	12.3		210
215						23.6	21.9	21	19.2					21.9	19.5	17	14.6	11.8									14.3	11.9		215
220						22.7	21.1	20.3	18.5						19.2	16.6	14.3	11.5									14.3	11.6		220
225						21.9	20.3	19.5	17.7						18.8	16.2	14	11.3									14.3	11.3		225
230							19.6	18.8	17						18.2	15.8	13.6	11										10.9		230
235							18.8	18.1	16.4						17.6	15.5	13.3	10.8										10.9		235
240							18.1	17.5	15.7						17	15.3	13	10.5										10.9		240
245							17.3	16.8	15.1							15	12.7	10.3										10.9		245
250							16.7	16.1	14.5							14.5	12.4	10.1												250
255							16	15.4	13.9							14	12.1	9.9												255
260								14.8	13.4							13.5	11.9	9.6												260
265								14.2	12.8								11.6	9.4												265
270								13.6	12.2								11.2	9.2												270
275								13	11.8								10.7	8.9												275
280									11.4								10.3	8.5												280
285									10.9								9.9	8.1												285
290									10.5									7.8												290
295									10.1									7.4												295
300									9.7									7												300
305																		6.7												305

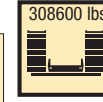
* adapter · pièce d'adaptateur

TAB 146506



Lifting capacities Forces de levage

TYSN



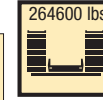
ft	118 ft + 13 ft*					152 ft + 13 ft*					186 ft + 13 ft*		ft
	184ft	207ft	230ft	253ft	276ft	184ft	207ft	230ft	253ft	276ft	184ft	207ft	
155	37.3												155
160	36.8												160
165	35.8												165
170	34.9	31.6				22.5							170
175	34	31				21.9							175
180	33.3	30.3	26.2			21.2	18.4				12.4		180
185	32.6	29.7	26			20.5	18.3				12.3		185
190	32	29	25.4			19.8	17.7				11.8		190
195	31.4	28.5	24.9	21.9		19.3	17	14.8			11.3	9.6	195
200	30.9	27.9	24.3	21.6	18.4	18.8	16.4	14.4			10.9	9.3	200
205	30.1	27.4	23.8	21.1	18.3	18.2	15.9	13.9	11.7		10.5	8.9	205
210	29.1	26.9	23.3	20.7	17.9	17.6	15.3	13.4	11.7		10.2	8.6	210
215	28.1	26.4	22.9	20.2	17.5	17	14.8	12.9	11.3		9.8	8.2	215
220	27.1	25.7	22.5	19.8	17.1	16.5	14.3	12.4	11	8.8	9.5	7.8	220
225		24.9	22.1	19.4	16.8	16.1	13.9	11.9	10.6	8.7	9.2	7.5	225
230		24	21.6	19	16.4	15.9	13.4	11.6	10.1	8.3	8.9	7.2	230
235		23.2	21.3	18.6	16.1	15.8	12.9	11.2	9.7	7.9	8.5	6.9	235
240		22.4	20.7	18.3	15.7		12.5	10.8	9.4	7.5	8.3	6.6	240
245		21.6	20	17.9	15.4		12.2	10.5	9	7.2	8.1	6.3	245
250			19.3	17.6	15.1		12	10.2	8.7	6.8		6.1	250
255			18.6	17.3	14.8		12	9.8	8.4	6.4		5.8	255
260			17.9	16.9	14.5		12	9.5	8.1	6.2		5.6	260
265			17.3	16.5	14.2			9.3	7.8	5.9		5.5	265
270				16	13.9			9.1	7.5	5.6			270
275				15.4	13.7			9.1	7.3	5.4			275
280				14.8	13.3			9.1	7	5.1			280
285				14.3	12.8				6.7	4.9			285
290				13.7	12.3				6.6	4.6			290
295				13.2	11.9				6.6	4.4			295
300					11.5				6.6	4.1			300
305					11.1					3.9			305
310					10.8					3.8			310
315										3.8			315
320										3.8			320
325										3.8			325

* adapter · pièce d'adaptateur

TAB 146523

Lifting capacities Forces de levage

TYSN



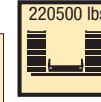
ft	118 ft + 13 ft*							152 ft + 13 ft*							186 ft + 13 ft*					ft													
	115 ft	138 ft	161 ft	184 ft	207 ft	230 ft	253 ft	276 ft	115 ft	138 ft	161 ft	184 ft	207 ft	230 ft	253 ft	276 ft	115 ft	138 ft	161 ft		184 ft	207 ft											
115	61																						115										
120	59.9																						120										
125	57.5																						125										
130	54.8	51.7							39														130										
135	52.3	50.4							37.8														135										
140	49.9	48.5	44.1						36.4	32.5							25.2						140										
145	47.7	46.4	43.9						35.1	32.3							25.1						145										
150	45.7	44.4	42.5						34.1	31							24						150										
155	43.8	42.5	41	37.3					33.1	29.9	27.6						23	20.6					155										
160		40.7	39.5	36.8					32.3	28.9	27.2						22.1	20.2					160										
165		39.1	37.8	35.8					31.6	28.1	26.2						21.4	19.3					165										
170		37.5	36.2	34.9	31.6				31.5	27.4	25.3	22.5					20.7	18.5	16.5				170										
175		36	34.8	33.6	31					26.7	24.6	21.9					20.1	17.8	15.9				175										
180			33.4	32.3	30.3	26.2				26	23.9	21.2	18.4				19.7	17.2	15.3	12.4			180										
185			32.1	31	29.6	26				25.5	23.3	20.5	18.3					16.7	14.7	12.3			185										
190			30.8	29.7	28.4	25.4				25.3	22.7	19.8	17.7					16.1	14.1	11.8			190										
195			29.7	28.6	27.3	24.9	21.9				22.1	19.3	17	14.8				15.6	13.6	11.3	9.6		195										
200			28.6	27.4	26.2	24.3	21.6	18.4				21.5	18.8	16.4	14.4				15.3	13.2	10.9	9.3	200										
205				26.4	25.1	23.6	21.1	18.3					21.1	18.2	15.9	13.9	11.7				12.8	10.5	8.9	205									
210				25.4	24.1	22.6	20.7	17.9						20.8	17.6	15.3	13.4	11.7				12.4	10.2	8.6	210								
215				24.4	23.2	21.6	20.2	17.5							20.8	17	14.8	12.9	11.3				12	9.8	8.2	215							
220				23.5	22.3	20.7	19.8	17.1								16.5	14.3	12.4	11	8.8				11.7	9.5	7.8	220						
225					21.4	19.9	19.3	16.8								16.1	13.9	11.9	10.6	8.7					11.6	9.2	7.5	225					
230					20.6	19.1	18.6	16.4								15.9	13.4	11.6	10.1	8.3							8.9	7.2	230				
235					19.8	18.3	17.7	16.1								15.8	12.9	11.2	9.7	7.9								8.5	6.9	235			
240					19.1	17.6	17	15.5									12.5	10.8	9.4	7.5								8.3	6.6	240			
245					18.4	16.8	16.3	14.9									12.2	10.5	9	7.2								8.1	6.3	245			
250						16.1	15.6	14.2									12	10.2	8.7	6.8									6.1	5.1	250		
255						15.5	14.9	13.5									12	9.8	8.4	6.4										5.8	4.8	255	
260						14.9	14.3	12.8									12	9.5	8.1	6.2										5.6	4.6	260	
265						14.3	13.7	12.3										9.3	7.8	5.9										5.5	4.5	265	
270							13.1	11.8										9.1	7.5	5.6											5.4	4.4	270
275							12.5	11.4										9.1	7.3	5.4											5.3	4.3	275
280							12.1	11										9.1	7	5.1											5.2	4.2	280
285							11.7	10.6											6.7	4.9											5.1	4.1	285
290							11.3	10.2											6.6	4.6											5.0	4.0	290
295							10.9	9.8											6.6	4.4											4.9	3.9	295
300								9.4											6.6	4.1										4.8	3.8	300	
305								9											3.9											4.7	3.7	305	
310								8.7											3.8											4.6	3.6	310	
315																			3.8											4.5	3.5	315	
320																			3.8											4.4	3.4	320	
325																			3.8											4.3	3.3	325	

* adapter · pièce d'adaptateur

TAB 146507

Lifting capacities Forces de levage

TYSN

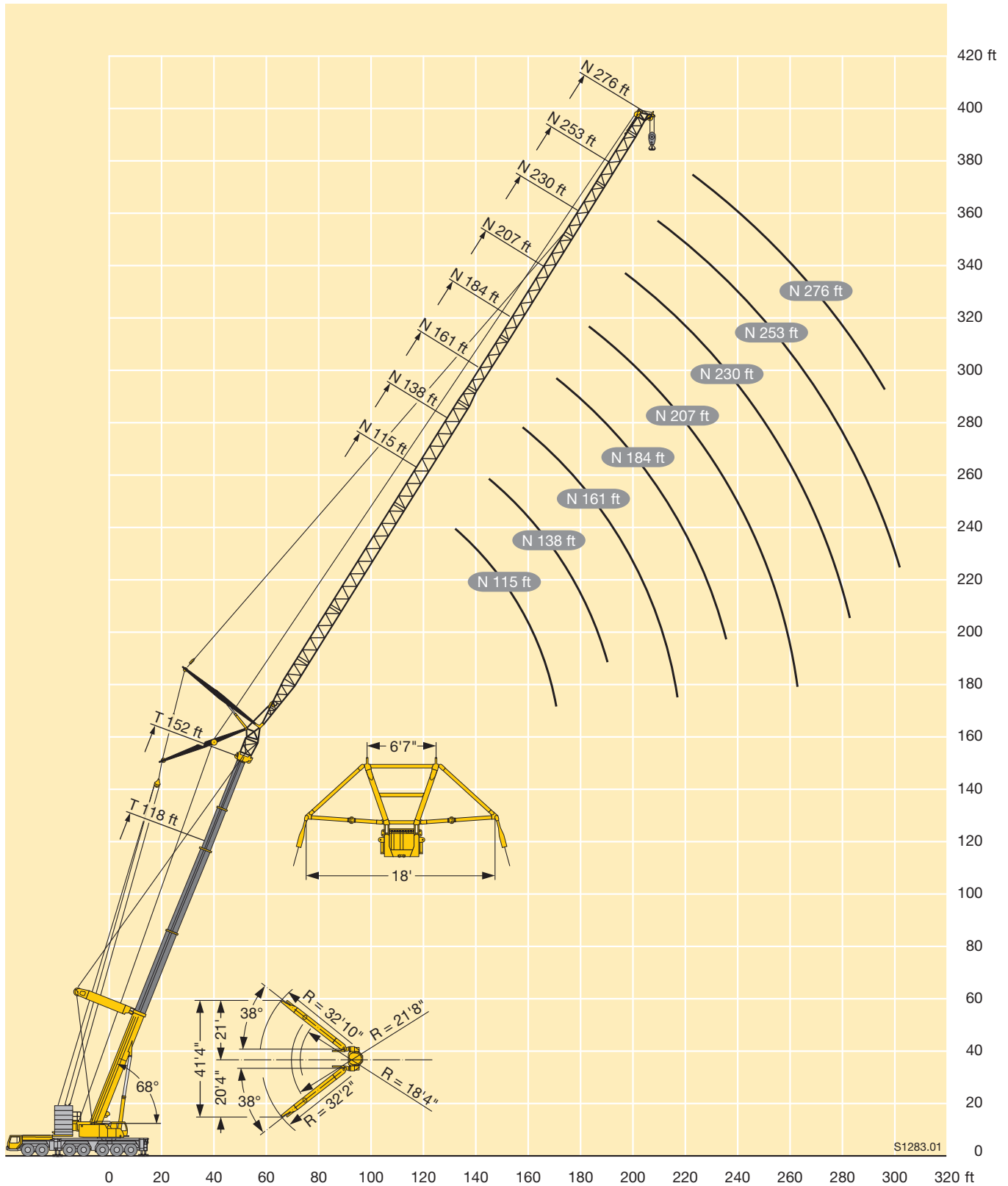


85%

ft	118 ft + 13 ft*										152 ft + 13 ft*								186 ft + 13 ft*						ft					
	69 ft	92 ft	115 ft	138 ft	161 ft	184 ft	207 ft	230 ft	253 ft	276 ft	69 ft	92 ft	115 ft	138 ft	161 ft	184 ft	207 ft	230 ft	253 ft	276 ft	69 ft	92 ft	115 ft	138 ft		161 ft	184 ft	207 ft		
90	75.5																													90
95	73																													95
100	69	62.5																												100
105	65.5	62.5																												105
110	62.5	59.4																												110
115		56.6	52.3																											115
120		54	51.4																											120
125		51.6	49																											125
130		49.5	46.9	44.2																										130
135			44.9	42.8																										135
140			43.1	41	37.4																									140
145			41.4	39.3	37.2																									145
150			39.8	37.7	35.7																									150
155			38.2	36.2	34.2	31.9																								155
160				34.9	32.9	31.2																								160
165				33.5	31.6	30																								165
170				32.3	30.4	28.8	26.8																							170
175				31	29.3	27.7	25.8																							175
180					28.2	26.6	24.8	22																						180
185					27.2	25.6	23.8	21.8																						185
190					26.2	24.7	22.9	20.8																						190
195					25.2	23.8	22	20	18.9																					195
200					24.2	22.9	21.2	19.2	18.4	15.9																				200
205						22.1	20.4	18.4	17.6	15.7																				205
210						21.3	19.6	17.6	16.8	15																				210
215						20.4	18.9	16.9	16.1	14.3																				215
220						19.6	18.2	16.2	15.5	13.6																				220
225							17.5	15.6	14.8	13																				225
230							16.8	15	14.2	12.4																				230
235							16.2	14.4	13.6	11.8																				235
240							15.5	13.8	13	11.2																				240
245							14.8	13.3	12.5	10.7																				245
250								12.7	11.9	10.2																				250
255								12.2	11.4	9.7																				255
260								11.7	11	9.2																				260
265								11.3	10.5	8.7																				265
270									10	8.3																				270
275									9.6	7.9																				275
280									9.2	7.5																				280
285									8.8	7.1																				285
290									8.4	6.7																				290
295									8.1	6.3																				295
300										6																				300
305										5.6																				305
310										5.3																				310

* adapter · pièce d'adaptateur

TAB 146509



Equipment Equipment

Crane carrier

Frame	Self-manufactured, torsion-resistant box-type design of high-tensile fine grained structural steel.
Outriggers	4-point supporting system, hydraulically telescopic into horizontal and vertical direction. Automatic levelling of crane. Electronic inclination indicator.
Engine	8-cylinder Diesel, make Liebherr, watercooled, output 450 kW (612 h.p.), max. torque 2095 lbs-ft. Exhaust emissions acc. to 97/68/EG and EPA/CARB. Fuel reservoir: 158 gallons.
Transmission	Automatic transmission system with converter control clutch, make ZF, type TC-TRONIC with 12 forward speeds and 2 reverse speeds, transfer case with transfer differential.
Axles	Low maintenance carrier axles, all 7 axles steered. Axle 1, 3 and 5 are equipped with planetary gears, all driven axles with transverse differential locks, axle 3 with longitudinal differential lock.
Cardan shaft	All cardan shafts with 70° diagonal toothing and maintenance free.
Suspension	All axles are mounted on hydropneumatic suspension – “Niveaumatik suspension” and are lockable hydraulically.
Tyres	14-fold. Tyre size: 445/95 R 25 (16.00 R 25).
Steering	2-circuit system with hydraulic servo steering. Active speed depending rear axle steering, special steering programs for various driving situations.
Brakes	Service brake: All-wheel servo-air brake, dual circuit system. Additional brakes: Exhaust pipe flap retarder, retarder mounted to shift gear, TELMA-type eddy current brake (optional). Hand brake: Spring-loaded brake, acting on all wheels of the 2nd to the 7th axle.
Driver's cab	Spacious corrosion resistant with comfort furnishings, mounted on rubber shock absorbers, safety glazing.
Electrical system	Modern data bus technology, 24 Volt DC, 2 batteries of 170 Ah each.

Crane superstructure

Frame	Liebherr-manufactured, torsionally rigid steel construction made from high-tensile fine-grain steel. Triple-roller slewing rim.
Crane engine	6-cylinder Diesel engine, make Liebherr, watercooled, 240 kW (326 h.p.), max. torque 1125 lbs-ft. Exhaust emissions acc. to 97/68/EG and EPA/CARB. Fuel reservoir: 66 gallons.
Crane drive	Diesel-hydraulic with 4 axial piston variable displacement pumps with servo-control and capacity regulation.
Control	Two self-centering control levers (joy-stick type). Stepless control of all crane motions by variation of the hydraulic pumps, additional speed regulation by variation of the Diesel engine speed.
Hoist gear	Axial piston variable displacement motor, hoist drum with integrated planetary gear and spring-loaded static brake.
Luffing gear	2 differential rams with safety check valve.
Slewing gear	Hydraulic motor, planetary gear, slewing pinion and spring-loaded static brake.
Crane cab	Large screen area, compound glass, comfort furnishing, cabin tilttable 20° to rear.
Safety devices	LICCON safe load indicator, hoist limit switches, safety valves against rupture of pipes and hoses.
Counterweight	220500 lbs counterweight comprising: 1 base slab 33000 lbs + 11100 lbs, 6 slabs of 22000 lbs each, 4 slabs of 11100 lbs each. Hydraulic ballasting device at the counterweight frame.
Telescopic boom	1 base section and 4 telescopic sections. All telescopic sections extendable individually by rapid-cycle telescoping system TELEMATIK. Boom length: 51 ft – 197 ft.
Electrical system	Modern data bus technology, 24 Volt DC, 2 batteries of 170 Ah each.

Additional equipment

Telescopic boom guying system	Consisting of guying frames with stay ropes, tilttable hydraulically into transport position.
Lattice jibs	Fixed lattice jib 23 ft – 184 ft long, at 0°, 20° or 40°, lattice luffing jib 46 ft – 276 ft long.
2nd hoist gear	For 2-hook operation.
3rd hoist gear	For the variation of the lattice luffing jib.
Additional ballast	4 additional counterweight slabs of 22000 lbs each for a total counterweight of 308600 lbs.
Tyres	14 tyres. Tyre size: 525/80 R 25 (20.5 R 25).
Drive 14 x 8	The 6th axle is driven additionally.

Other items of equipment available on request.

Equipment Equipment

Châssis porteur

Châssis	Châssis résistant à la torsion de fabrication Liebherr, en acier à grains fins très résistant.
Calage	Dispositif de calage horizontal et vertical en 4 points, entièrement déployable hydrauliquement. Nivellement automatique du calage. Indicateurs électroniques d'inclinaison.
Moteur	Moteur diesel, 8 cylindres, fabriqué par Liebherr, à refroidissement par eau, de 450 kW (612 ch), couple max. 2095 lbs-ft. Emissions des gaz d'échappement conformes aux directives 97/68/EG et EPA/CARB. Capacité du réservoir à carburant: 158 gallons.
Réducteurs	Système de réducteurs automatique avec convertisseur-embayage, marque ZF, type TC-TRONIC avec 12 marches AV et 2 marches AR, boîte de transfert avec différentiel répartiteur.
Essieux	Essieux nécessitant peu d'entretien, les 7 essieux sont directeurs. Les essieux 1, 3 et 5 sont des essieux planétaires, tous les essieux moteurs avec différentiel transversal et l'essieu 3 avec différentiel longitudinal.
Arbres articulés	Tous les flasques de croisillons avec denture en croix 70° et sans entretien.
Suspension	Suspension hydropneumatique «Niveaumatik» - sur tous les essieux. Chaque essieu peut être bloqué hydrauliquement.
Pneumatiques	14 fois. Monte de pneumatiques: 445/95 R 25 (16.00 R 25).
Direction	2 circuits avec direction assistée hydraulique. Direction active des essieux arrière et dépendante de la vitesse, programmes de direction spéciaux pour les différents modes de déplacement.
Freins	Frein de service: servo-frein pneumatique pour toutes les roues, 2 circuits. Freins supplémentaires: frein avec clapet sur échappement, ralentisseur, monté sur boîte de vitesse, frein Telma (en option). Frein à main: accumulateur à ressort, agissant sur toutes les roues des essieux 2 à 7.
Cabine	Spacieuse cabine, traitement anticorrosion, équipement «grand confort», suspension par silentbloks, vitrage de sécurité.
Circuit électrique	Technologie de bus de données moderne, courant continu 24 Volts, 2 batteries de chacune 170 Ah.

Partie tournante

Cadre	Fabrication Liebherr, construction soudée indéformable, en acier à grain fin haute résistance. Couronne d'orientation à triple rangée de rouleaux.
Moteur de la grue	Diesel, 6 cylindres, marque Liebherr, refroidi par eau, puissance 240 kW (326 ch), couple max. 1125 lbs-ft. Emissions des gaz d'échappement conformes aux directives 97/68/EG et EPA/CARB. Capacité du réservoir à carburant: 66 gallons.

Entraînement	Diesel-hydraulique avec pompes à débit variable à 4 pistons axiaux, servocommande et régulation de la puissance.
Commande	Deux manipulateurs à 4 directions, à centrage automatique. Régulation progressive de tous les mouvements de la grue par réglage des pompes hydrauliques. Régulation supplémentaire de la vitesse par réglage du régime du moteur diesel.
Treuil	Moteur hydraulique à cylindrée variable, treuil avec réducteur planétaire à frein d'arrêt à lamelles intégrées.
Mécanisme de relevage	2 vérins différentiels avec clapet de sécurité anti-retour.
Mécanisme d'orientation	Moteur hydraulique, réducteur planétaire, pignon du mécanisme d'orientation et frein d'arrêt commandé par ressort.
Cabine de grue	Construction en tôle d'acier entièrement zinguée avec peinture par poudrage et cuisson au four, avec glaces de sécurité, appareils de commande et de contrôle, équipement confortable. Cabine inclinable vers l'arrière.
Dispositif de sécurité	Contrôleur de charge LICCON, limiteur de course, clapets de sécurité contre les ruptures de conduites et de flexibles.
Contrepoids	Contrepoids de 220500 lbs composé de: 1 plaque de base de 33000 lbs + 11100 lbs, 6 éléments de 22000 lbs, 4 éléments de 11100 lbs. Dispositif de lestage hydraulique au support contrepoids.
Flèche télescopique	1 élément de base et 4 éléments télescopiques. Tous les éléments télescopiques peuvent être sortis individuellement grâce au système de télescopage rapide TELEMATIK. Longueur de la flèche: 51 ft – 197 ft.
Circuit électrique	Technologie de bus de données moderne, courant continu 24 Volts, 2 batteries de chacune 170 Ah.


















Équipement supplémentaire

Haubanage de la flèche télescopique	Composé du chevalet d'haubanage avec haubanage du câble, rabattable hydrauliquement en position de transport.
Fléchette à treillis	Fléchette à treillis fixe de 23 ft – 184 ft, montage possible sous 0°, 20° ou 40°, fléchette à treillis à volée variable de 46 ft – 276 ft.
2ème treuil de levage	Pour le mode 2 crochets.
3ème treuil de levage	Pour le réglage de la fléchette à treillis.
Contrepoids complémentaire	4 plaques complémentaires de 22000 lbs, pour une masse totale de 308600 lbs.
Pneumatiques	14 fois. Monte de pneumatiques: 525/80 R 25 (20.5 R 25).
Entraînement 14 x 8	Le 6ème essieu est également entraîné.






Autres équipements supplémentaires sur demande.

Description of symbols Explication des symboles

General symbols · Symboles généraux

	Outriggers Calage		Driving speed Vitesse de translation
	Axle Essieu		Gear Vitesse
	Radius Portée		Hookblock / Capacity Moufle à crochet / Capacité de charge
	Boom length Longueur de la flèche		Hoist gear Treuil de levage
	Boom position Position de la flèche		Crane carrier Châssis porteur
	Counterweight Contrepoids		Crane superstructure Partie tournante de la grue
	Counterweight radius Rayon de contrepoids		Standard Norme
	Tyres Pneumatiques		Gradability Aptitude à graver les pentes
	Slewing gear / Working area Mécanisme d'orientation / Plage de travail		

Crane specific symbols · Symboles spécifiques à la grue

	Telescopic boom Flèche télescopique		Spacer Haubannage
	Guying system for telescopic boom Y Haubannage de flèche Y		Luffing fly jib Fléchette treillis à volée variable
	Fixed lattice jib Fléchette treillis fixe		

Remarks referring to load charts

1. The lifting capacities do not exceed 85 % of the tipping load according to ASME B 30.5.
The crane's structural steelwork is in accordance with EN 13000 and ASME B 30.5.
2. For the calculation of the load charts at least a wind speed of 23 ft/s (7 m/s, 15.7 mph) and regarding the load a sail area of 1 m² per ton load and a wind resistance coefficient of 1.2 on the load have been taken into account. For lifting of loads with large sail areas and/or high wind resistance coefficients the maximum wind speed as stated in the load charts has to be reduced.
3. Lifting capacities are given in kips.
4. The weight of the hook blocks and hooks is part of the load and therefore it must be deducted from the lifting capacities.
5. Working radii are measured from the slewing centre.
6. The lifting capacities given for the telescopic boom apply if the folding jib is removed.
7. Subject to modification of lifting capacities.
8. Lifting capacities above 445000 lbs/529000 lbs only with additional pulley block/special equipment.
9. The data of this brochure serves only for general information. All information is provided without warranty. Instructions for the correct commissioning of the crane please take from the operation manual and the load chart book.

Remarques relatives aux tableaux des charges

1. La capacité de charge ne doit pas dépasser 85 % de la charge de basculement conformément à ASME B 30.5.
La structure métallique de la grue est conforme à EN 13000 et ASME B 30.5.
2. Une vitesse de vent de 23 ft/s (7 m/s, 15.7 mph) minimum, une surface de prise au vent de 1 m² par tonne ainsi qu'un coefficient de résistance au vent de la charge 1,2 sont pris en compte pour le calcul des tableaux de charge. Lorsque des charges ayant une surface de prise au vent et/ou un coefficient de résistance au vent plus élevé(e)s sont levées, la vitesse de vent maximale indiquée dans les tableaux de charge doit être réduite.
3. Les charges sont indiquées en kips.
4. Le poids du crochet de levage resp. de la moufle à crochet est une partie de la charge et doit donc être déduit de la capacité de charge.
5. Les portées sont calculées à partir de l'axe de rotation.
6. Les charges indiquées pour la flèche télescopique sont valables lorsque la fléchette pliante est démontée.
7. Charges données sous réserve de modification.
8. Les charges supérieures à 445000 lbs/529000 lbs seulement avec moufle additionnel/équipement supplémentaire.
9. Les données de cette brochure sont données à titre informatif. Ces renseignements sont sans garantie. Les consignes relatives à la bonne mise en service de la grue sont disponibles dans le manuel d'utilisation et le manuel de tableaux de charge.

Subject to modification / Sous réserve de modifications

Printed in Germany (1)

TD 146.03.US01.2015

Liebherr-Werk Ehingen GmbH

Postfach 1361, 89582 Ehingen, Germany

☎ +49 73 91 5 02-0, Fax +49 73 91 5 02-33 99

www.liebherr.com, E-mail: info.lwe@liebherr.com

www.facebook.com/LiebherrConstruction